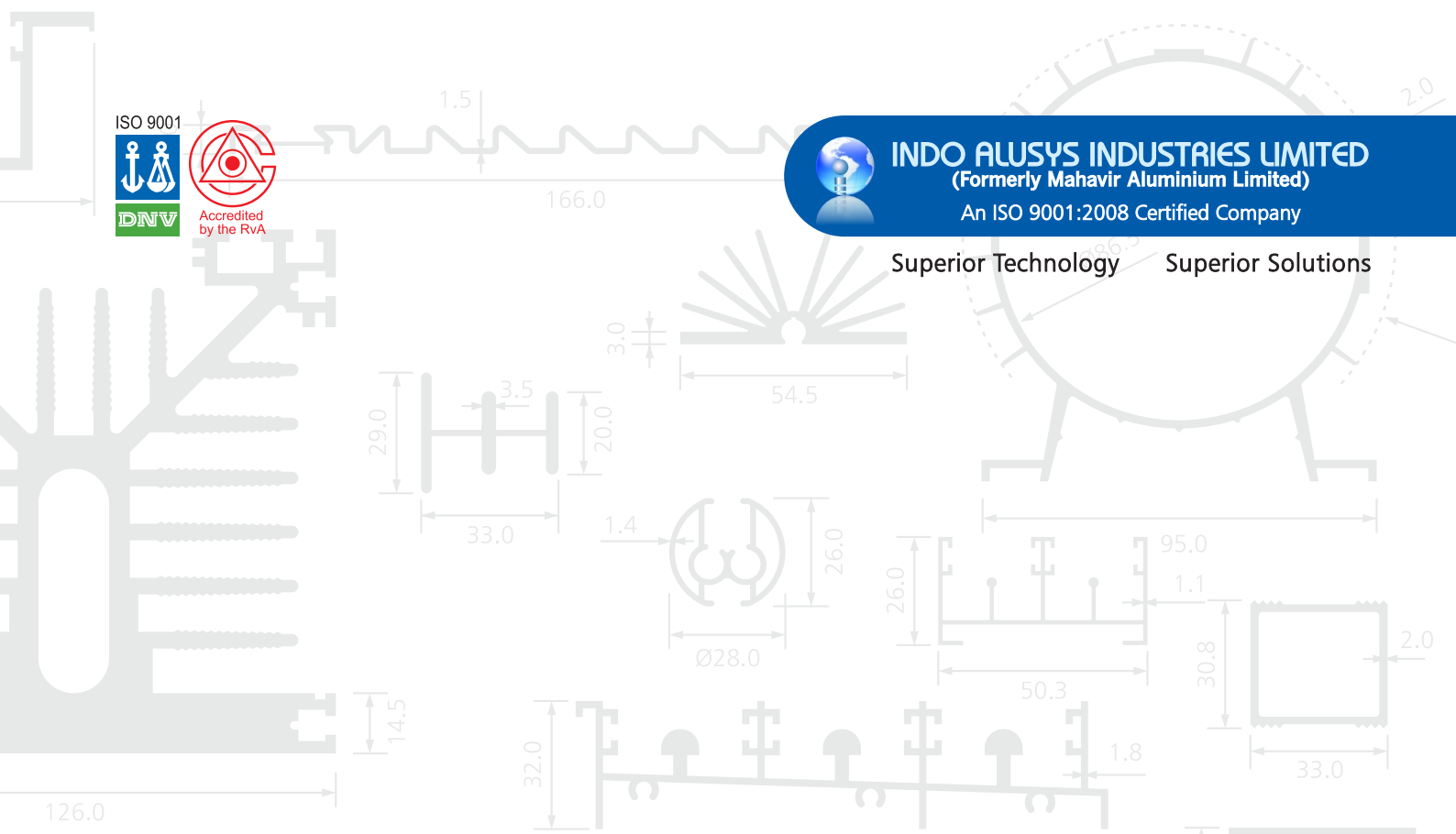


ISO 9001

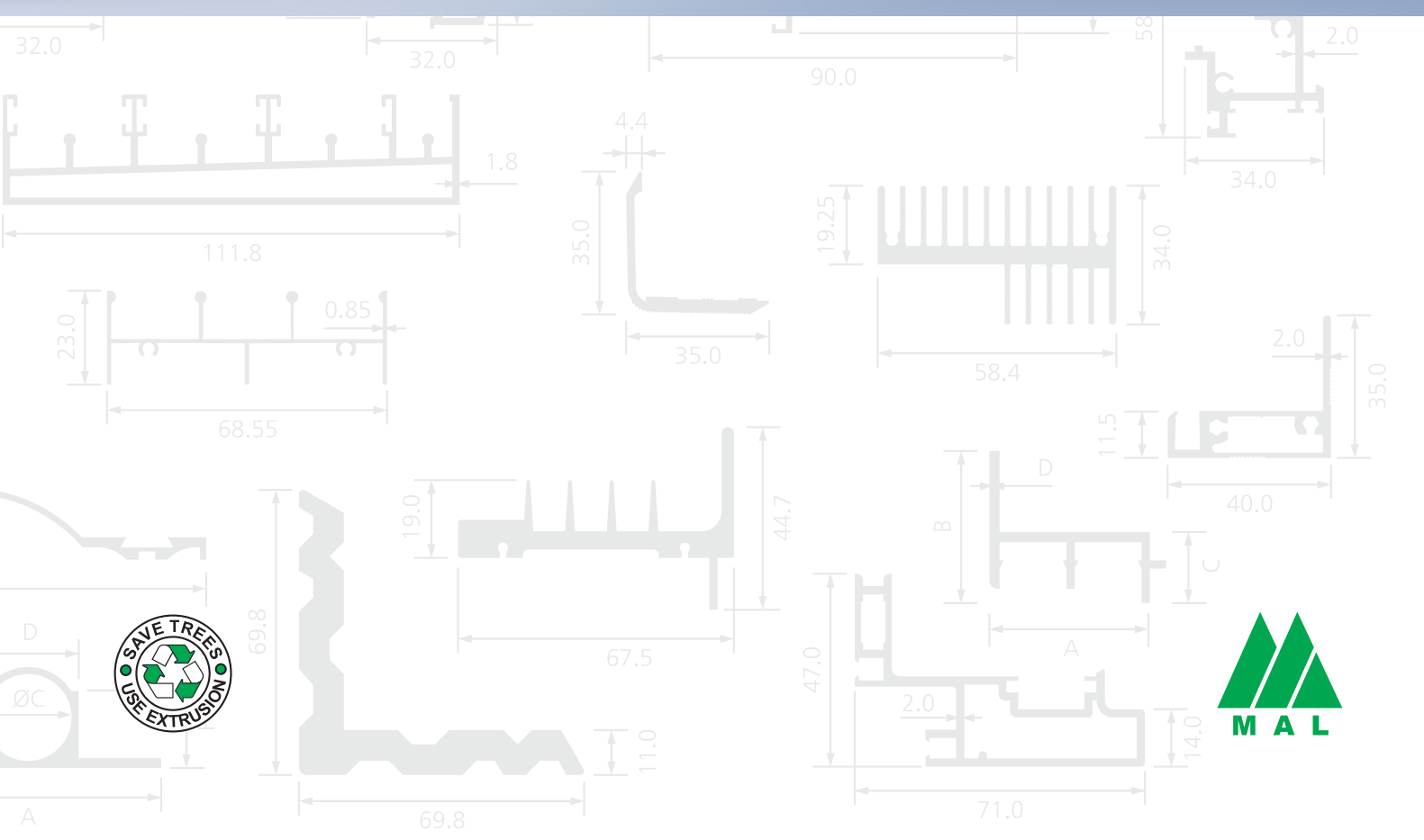


Accredited by the RvA

Superior Technology Superior Solutions



SLIDING WINDOW SERIES

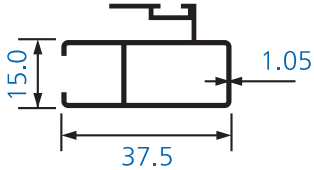
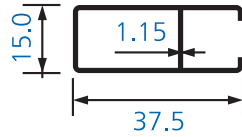
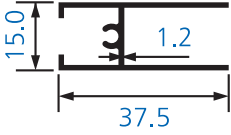
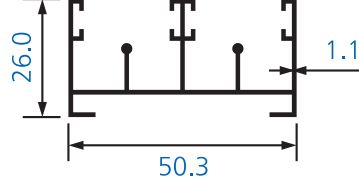
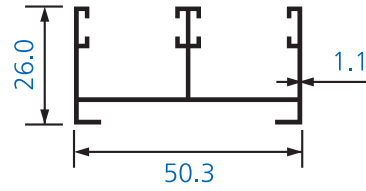


Sliding Window - SLW15

Sl.	Description	2 Track		3Track	
		Option-01	Option-02	Option-01	Option-02
1.	Frame - Side	D-534	D-727	D-536	D-747
			D-728		D-746
2.	Frame - Top	D-534	D-727	D-536	D-747
			D-728		D-746
3.	Frame - Bottom	D-533	D-191	D-535	D-193
4.	Frame - Bottom with Gutter		D-194		D-643
5.	Shutter - Handle	D-531	D-726	D-531	D-732/L
			D-730/L		D-732/H
6.	Shutter - Interlock	D-530	D-729	D-530	D-731/L
			D-731/L		D-731/H
			D-731/H		D-729
			D-791		
7.	Shutter - Top	D-532	D-729	D-532	D-723
8.	Shutter - Bottom	D-532	D-729	D-532	D-723

2 Track Sliding Window - SLW 15

OPTION-01

<p>D-530 0.395 KG./M.</p> <p style="text-align: center;">SHUTTER-INTERLOCK</p> 	<p>D-531 0.329 KG./M.</p> <p style="text-align: center;">SHUTTER-HANDLE</p> 
<p>D-532 0.333 KG./M.</p> <p style="text-align: center;">SHUTTER-TOP & BOTTOM</p> 	<p>D-533 0.467 KG./M.</p> <p style="text-align: center;">FRAME-BOTTOM</p> 
<p style="text-align: center;">D-534 0.388 KG./M.</p> <p style="text-align: center;">FRAME-SIDE & TOP</p> 	

ALL DIMENSIONS ARE IN MM

2 Track Sliding Window - SLW 15

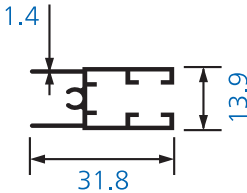
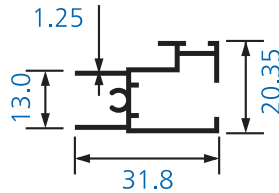
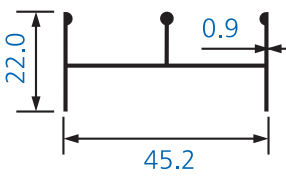
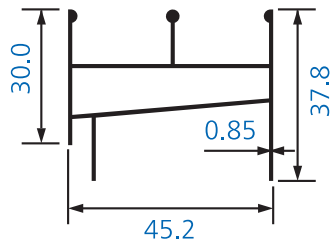
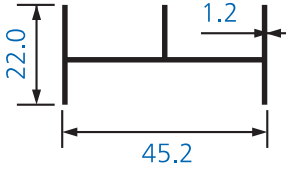
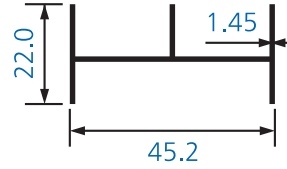
OPTION-02

<p>D-730/L 0.234 KG./M.</p> <p style="text-align: center;">SHUTTER-HANDLE</p>	<p>D-730/H 0.315 KG./M.</p> <p style="text-align: center;">HUTTER-HANDLE</p>
<p>D-791 0.395 KG./M.</p> <p style="text-align: center;">SHUTTER-INTERLOCK</p>	<p>D-792 0.325 KG./M.</p> <p style="text-align: center;">SHUTTER- TOP & BOTTOM</p>
<p>D-731/L 0.224 KG./M.</p> <p style="text-align: center;">SHUTTER-INTERLOCK</p>	<p>D-731/H 0.326 KG./M.</p> <p style="text-align: center;">SHUTTER-INTERLOCK</p>

ALL DIMENSIONS ARE IN MM

2 Track Sliding Window - SLW 15

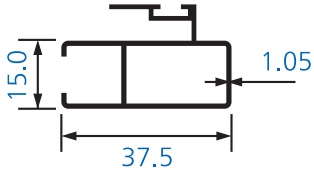
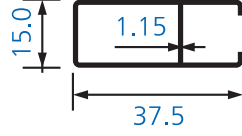
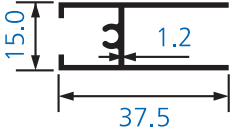
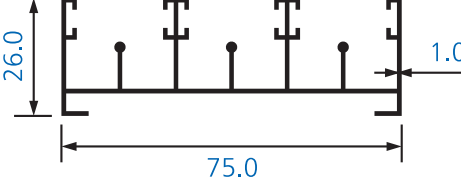
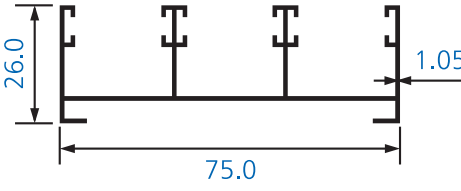
OPTION-02

<p>D-726 0.378 KG./M.</p> <p style="text-align: center;">SHUTTER-HANDLE</p> 	<p>D-729 0.375 KG./M.</p> <p style="text-align: center;">SHUTTER-INTERLOCK</p> 
<p>D-191 0.276 KG./M.</p> <p style="text-align: center;">FRAME-BOTTOM</p> 	<p>D-194 0.482 KG./M.</p> <p style="text-align: center;">FRAME-BOTTOM WITH GUTTER</p> 
<p>D-727 0.227 KG./M.</p> <p style="text-align: center;">FRAME-SIDE & TOP</p> 	<p>D-728 0.382 KG./M.</p> <p style="text-align: center;">FRAME-SIDE & TOP</p> 

ALL DIMENSIONS ARE IN MM

3 Track Sliding Window - SLW 15

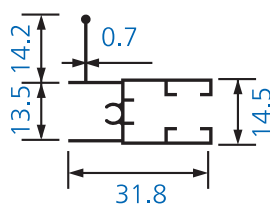
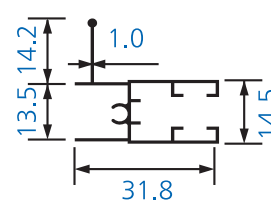
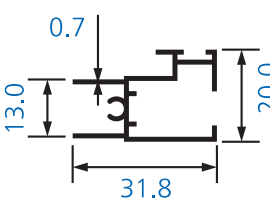
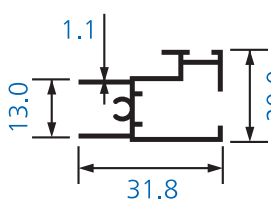
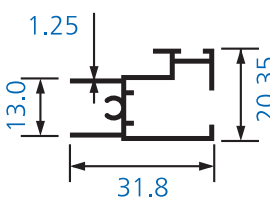
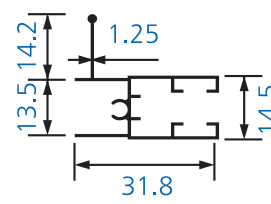
OPTION-01

<p>D-530 0.395 KG./M.</p> <p style="text-align: center;">SHUTTER-INTERLOCK</p> 	<p>D-531 0.329 KG./M.</p> <p style="text-align: center;">SHUTTER-HANDLE</p> 
<p>D-532 0.333 KG./M.</p> <p style="text-align: center;">SHUTTER-TOP & BOTTOM</p> 	<p>D-535 0.610 KG./M.</p> <p style="text-align: center;">FRAME-BOTTOM</p> 
<p style="text-align: center;">D-536 0.528 KG./M.</p> <p style="text-align: center;">FRAME-SIDE & TOP</p> 	

ALL DIMENSIONS ARE IN MM

3 Track Sliding Window - SLW 15

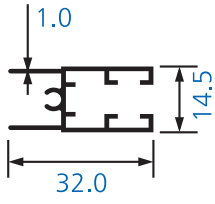
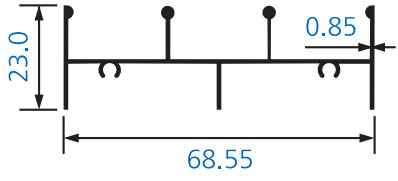
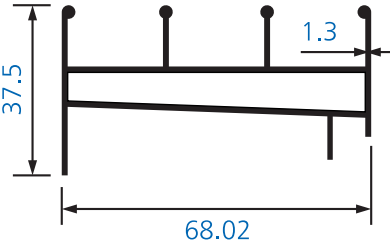
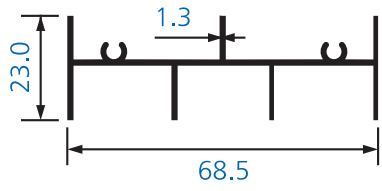
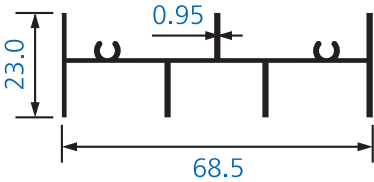
OPTION-02

<p>D-732/L 0.235 KG./M.</p> <p style="text-align: center;">SHUTTER-HANDLE</p> 	<p>D-732/H 0.348 KG./M.</p> <p style="text-align: center;">SHUTTER-HANDLE</p> 
<p>D-731/L 0.224 KG./M.</p> <p style="text-align: center;">SHUTTER-INTERLOCK</p> 	<p>D-731/H 0.326 KG./M.</p> <p style="text-align: center;">SHUTTER-INTERLOCK</p> 
<p>D-729 0.375 KG./M.</p> <p style="text-align: center;">SHUTTER-INTERLOCK</p> 	<p>D-733 0.404 KG./M.</p> <p style="text-align: center;">SHUTTER-HANDLE</p> 

ALL DIMENSIONS ARE IN MM

3 Track Sliding Window - SLW 15

OPTION-02

<p>D-723 0.251 KG./M.</p> <p style="text-align: center;">SHUTTER-TOP & BOTTOM</p> 	<p>D-193 0.459 KG./M.</p> <p style="text-align: center;">FRAME-BOTTOM</p> 
<p>D-643 0.890 KG./M.</p> <p style="text-align: center;">FRAME-BOTTOM WITH GUTTER</p> 	<p>D-746 0.540 KG./M.</p> <p style="text-align: center;">FRAME-SIDE & TOP</p> 
<p style="text-align: center;">D-747 0.397 KG./M.</p> <p style="text-align: center;">FRAME-SIDE & TOP</p> 	

ALL DIMENSIONS ARE IN MM

Sliding Window - SLW18

		2 Track	3 Track		4 Track
Sl.	Description	Option-01	Option-01	Option-02	Option-01
1.	Frame - Side	D-199/H D-199/L	D-189	D-773	D-734
2.	Frame - Top	D-199/H D-199/L	D-189	D-773	D-734
3.	Frame - Bottom	D-195/H D-195/L	D-188	D-772	D-735
4.	Frame - Bottom with Gutter		D-186		
5.	Shutter - Handle	D-196/H D-196/L D-473 D-776	D-196	D-776	D-776
6.	Shutter - Interlock	D-197/H D-196/L D-474 D-775	D-197	D-775	D-775
7.	Shutter - Top	D-198/H D-198/L D-472 D-774	D-198	D-774	D-774
8.	Shutter - Bottom	D-198/H D-198/L D-472 D-774	D-198	D-774	D-774

2 Track Sliding Window - SLW 18

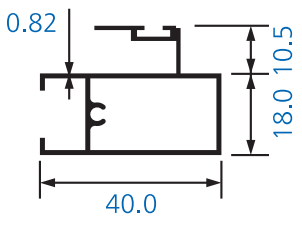
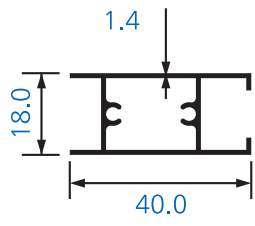
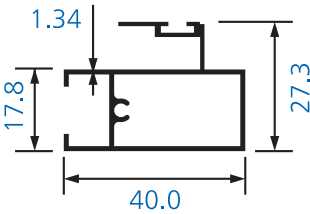
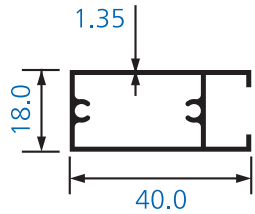
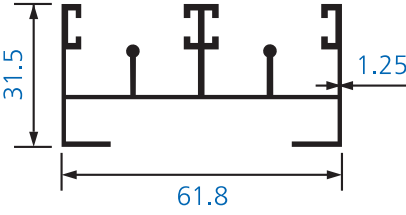
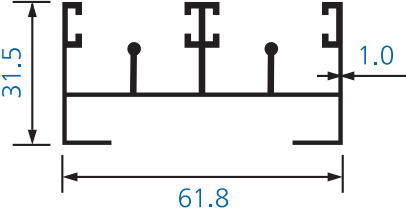
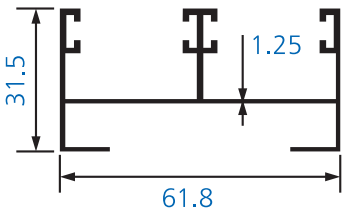
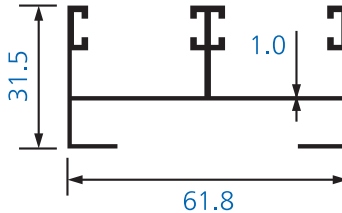
OPTION-01

<p>D-196/H 0.426 KG./M.</p> <p>SHUTTER-HANDLE</p>	<p>D-196/L 0.390 KG./M.</p> <p>SHUTTER-HANDLE</p>
<p>D-197/H 0.445 KG./M.</p> <p>SHUTTER-INTERLOCK</p>	<p>D-197/L 0.412 KG./M.</p> <p>SHUTTER-INTERLOCK</p>
<p>D-198/H 0.426 KG./M.</p> <p>SHUTTER-TOP & BOTTOM</p>	<p>D-198/L 0.390 KG./M.</p> <p>SHUTTER-TOP & BOTTOM</p>
<p>D-472 0.338 KG./M.</p> <p>SHUTTER-TOP & BOTTOM</p>	<p>D-473 0.338 KG./M.</p> <p>SHUTTER-HANDLE</p>

ALL DIMENSIONS ARE IN MM

2 Track Sliding Window - SLW 18

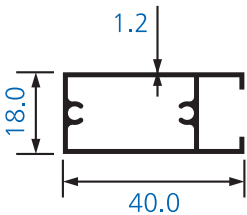
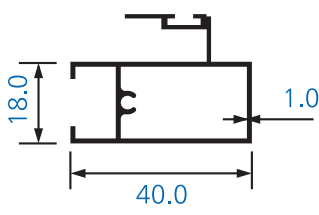
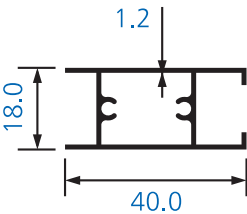
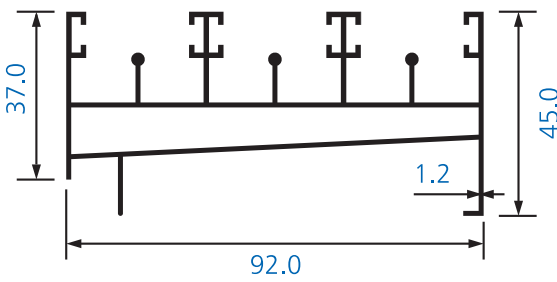
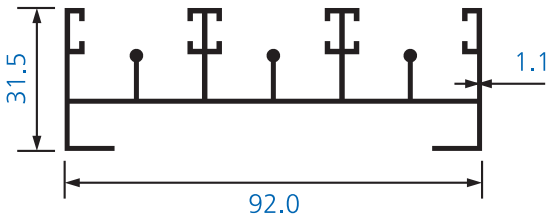
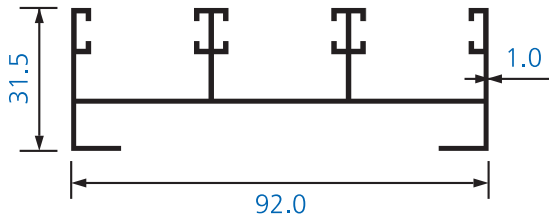
OPTION-01

<p>D-474 0.365 KG./M.</p> <p style="text-align: center;">SHUTTER-INTERLOCK</p> 	<p>D-774 0.491 KG./M.</p> <p style="text-align: center;">SHUTTER-TOP & BOTTOM</p> 
<p>D-775 0.579 KG./M.</p> <p style="text-align: center;">SHUTTER-INTERLOCK</p> 	<p>D-776 0.491 KG./M.</p> <p style="text-align: center;">SHUTTER-HANDLE</p> 
<p>D-195/H 0.680 KG./M.</p> <p style="text-align: center;">FRAME-BOTTOM</p> 	<p>D-195/L 0.626 KG./M.</p> <p style="text-align: center;">FRAME-BOTTOM</p> 
<p>D-199/H 0.608 KG./M.</p> <p style="text-align: center;">FRAME-SIDE & TOP</p> 	<p>D-199/L 0.545 KG./M.</p> <p style="text-align: center;">FRAME-SIDE & TOP</p> 

ALL DIMENSIONS ARE IN MM

3 Track Sliding Window - SLW 18

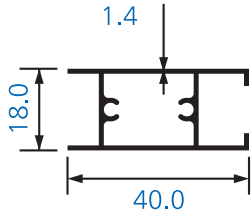
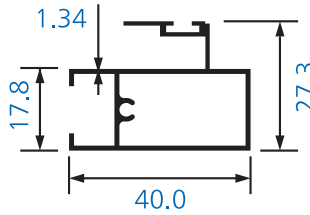
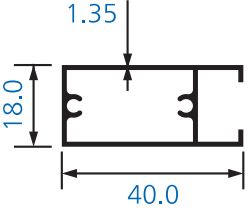
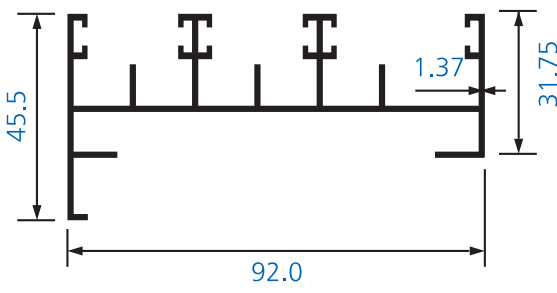
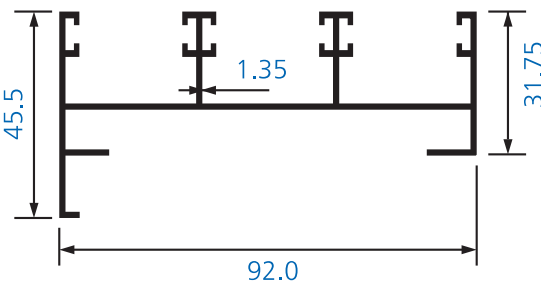
OPTION-01

<p>D-196 0.426 KG./M.</p> <p style="text-align: center;">SHUTTER-HANDLE</p> 	<p>D-197 0.445 KG./M.</p> <p style="text-align: center;">SHUTTER-INTERLOCK</p> 
<p>D-198 0.426 KG./M.</p> <p style="text-align: center;">SHUTTER-TOP & BOTTOM</p> 	<p>D-186 1.272 KG./M.</p> <p style="text-align: center;">FRAME-BOTTOM WITH GUTTER</p> 
<p>D-188 1.000 KG./M.</p> <p style="text-align: center;">FRAME-BOTTOM</p> 	<p>D-189 0.855 KG./M.</p> <p style="text-align: center;">FRAME-SIDE & TOP</p> 

ALL DIMENSIONS ARE IN MM

3 Track Sliding Window - SLW 18

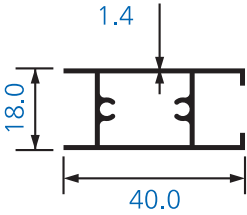
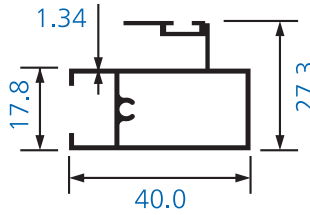
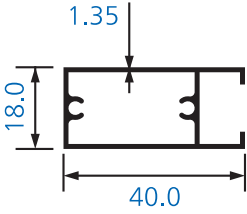
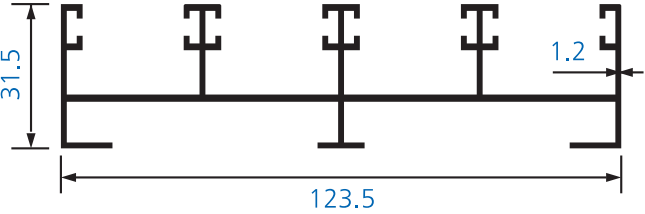
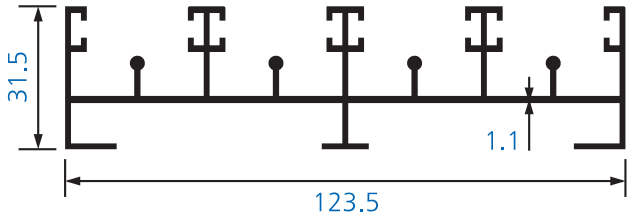
OPTION-02

<p>D-774 0.491 KG./M.</p> <p style="text-align: center;">SHUTTER-TOP & BOTTOM</p> 	<p>D-775 0.579 KG./M.</p> <p style="text-align: center;">SHUTTER-INTERLOCK</p> 
<p>D-776 0.491 KG./M.</p> <p style="text-align: center;">SHUTTER-HANDLE</p> 	<p>D-772 1.148 KG./M.</p> <p style="text-align: center;">FRAME-BOTTOM</p> 
<p style="text-align: center;">D-773 1.040 KG./M.</p> <p style="text-align: center;">FRAME-SIDE & TOP</p> 	

ALL DIMENSIONS ARE IN MM

4 Track Sliding Window - SLW 18

OPTION-01

<p>D-774 0.491 KG./M.</p> <p>SHUTTER-TOP & BOTTOM</p> 	<p>D-775 0.579 KG./M.</p> <p>SHUTTER-INTERLOCK</p> 
<p>D-776 0.491 KG./M.</p> <p>SHUTTER-HANDLE</p> 	<p>D-734 1.000 KG./M.</p> <p>FRAME-SIDE & TOP</p> 
<p>D-735 1.080 KG./M.</p> <p>FRAME-BOTTOM</p> 	

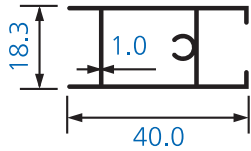
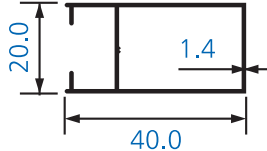
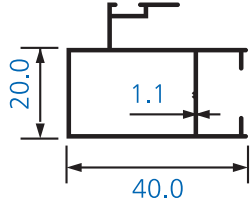
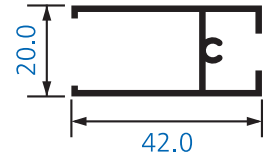
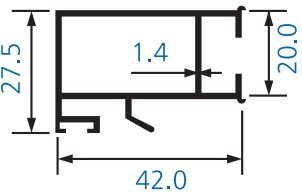
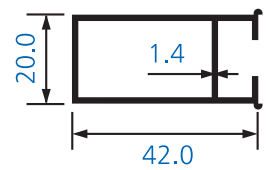
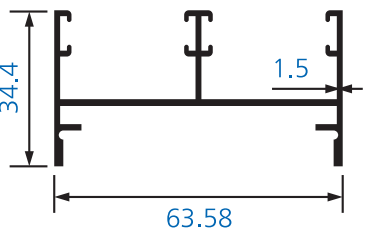
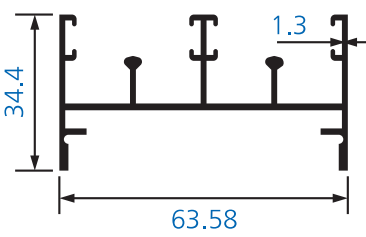
ALL DIMENSIONS ARE IN MM

Sliding Window - SLW 20

Sl.	Description	2 Track		3Track	
		Option-01	Option-02	Option-01	Option-02
			Wiremesh		Wiremesh
1.	Frame - Side	D-343	D-2792	D-175	D-4066
		D-840			
2.	Frame - Top	D-343	D-2792	D-175	D-4066
		D-840			
3.	Frame - Bottom	D-344	D-2752	D-174	D-4067
		D-848			
4.	Shutter - Handle	D-171	D-1148	D-171	D-171
		D-1148			
5.	Shutter - Interlock	D-170	D-1149	D-170	D-170
		D-1149			
6.	Shutter - Top	D-169	D-1147	D-169	D-169
		D-1147			
7.	Shutter - Bottom	D-169	D-1147	D-169	D-169
		D-1147			
8.	Shutter - Wiremesh		D-1146		D-1146

2 Track Sliding Window - SLW 20

OPTION-01

<p>D-1147 0.370 KG./M.</p> <p style="text-align: center;">SHUTTER-TOP & BOTTOM</p> 	<p>D-1148 0.333 KG./M.</p> <p style="text-align: center;">SHUTTER-HANDLE</p> 
<p>D-1149 0.422 KG./M.</p> <p style="text-align: center;">SHUTTER-INTERLOCK</p> 	<p>D-169 0.460 KG./M.</p> <p style="text-align: center;">SHUTTER-TOP & BOTTOM</p> 
<p>D-170 0.610 KG./M.</p> <p style="text-align: center;">SHUTTER-INTERLOCK</p> 	<p>D-171 0.496 KG./M.</p> <p style="text-align: center;">SHUTTER-HANDLE</p> 
<p>D-343 0.718 KG./M.</p> <p style="text-align: center;">FRAME-SIDE & TOP</p> 	<p>D-344 0.818 KG./M.</p> <p style="text-align: center;">FRAME-BOTTOM</p> 

ALL DIMENSIONS ARE IN MM

2 Track With Wiremesh Sliding Window - SLW 20

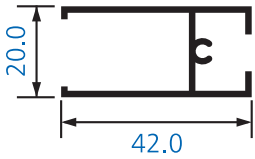
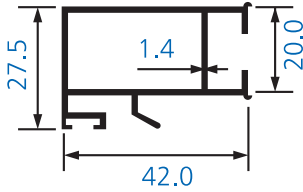
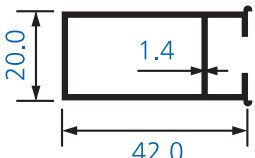
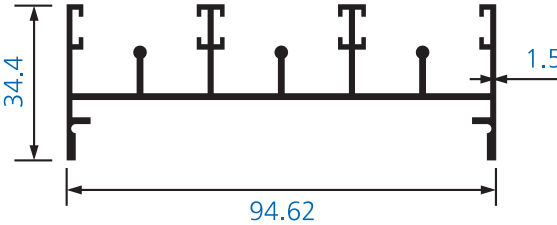
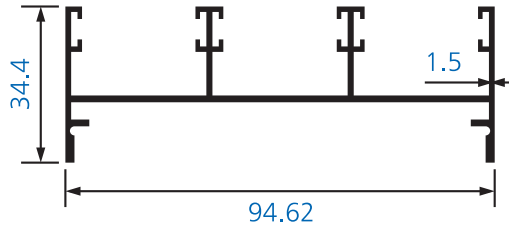
OPTION-01

<p>D-840 0.933 KG./M.</p> <p style="text-align: center;">FRAME-SIDE & TOP</p>	<p>D-848 1.019 KG./M.</p> <p style="text-align: center;">FRAME-BOTTOM</p>
<p>D-1146 0.225 KG./M.</p> <p style="text-align: center;">SHUTTER-WIREMESH</p>	<p>D-1148 0.333 KG./M.</p> <p style="text-align: center;">SHUTTER-HANDLE</p>
<p>D-1147 0.370 KG./M.</p> <p style="text-align: center;">SHUTTER-TOP & BOTTOM</p>	<p>D-1149 0.422 KG./M.</p> <p style="text-align: center;">SHUTTER-INTERLOCK</p>
<p>D-2752 0.785 KG./M.</p> <p style="text-align: center;">FRAME-BOTTOM</p>	<p>D-2792 0.742 KG./M.</p> <p style="text-align: center;">FRAME-SIDE & TOP</p>

ALL DIMENSIONS ARE IN MM

3 Track Sliding Window - SLW 20

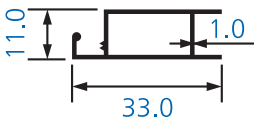
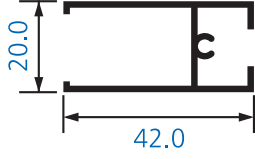
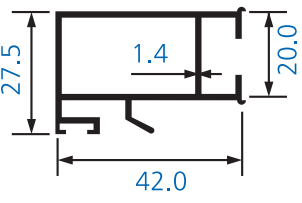
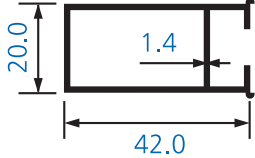
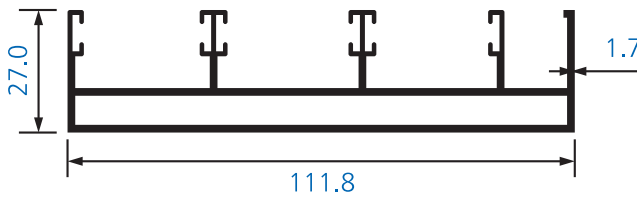
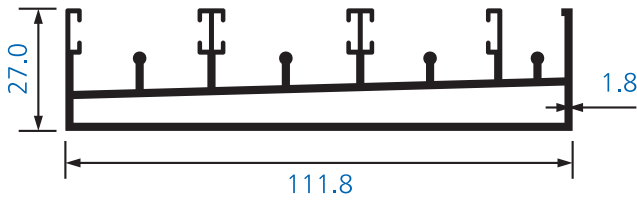
OPTION-01

<p>D-169 0.460 KG./M.</p> <p style="text-align: center;">SHUTTER-TOP & BOTTOM</p> 	<p>D-170 0.610 KG./M.</p> <p style="text-align: center;">SHUTTER-INTERLOCK</p> 
<p>D-171 0.496 KG./M.</p> <p style="text-align: center;">SHUTTER-HANDLE</p> 	<p>D-174 1.237 KG./M.</p> <p style="text-align: center;">FRAME-BOTTOM</p> 
<p style="text-align: center;">D-175 0.929 KG./M.</p> <p style="text-align: center;">FRAME-SIDE & TOP</p> 	

ALL DIMENSIONS ARE IN MM

3 Track With Wiremesh Sliding Window - SLW 20

OPTION-02

<p>D-1146 0.225 KG./M.</p> <p style="text-align: center;">SHUTTER-WIREMESH</p> 	<p>D-169 0.460 KG./M.</p> <p style="text-align: center;">SHUTTER-TOP & BOTTOM</p> 
<p>D-170 0.610 KG./M.</p> <p style="text-align: center;">SHUTTER-INTERLOCK</p> 	<p>D-171 0.496 KG./M.</p> <p style="text-align: center;">SHUTTER-HANDLE</p> 
<p>D-4066 1.585 KG./M.</p> <p style="text-align: center;">FRAME-SIDE & TOP</p> 	<p>D-4067 1.815 KG./M.</p> <p style="text-align: center;">FRAME-BOTTOM</p> 

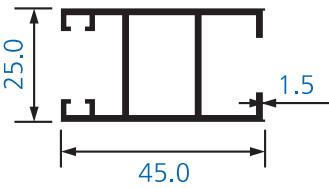
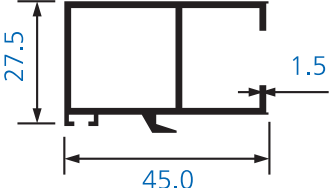
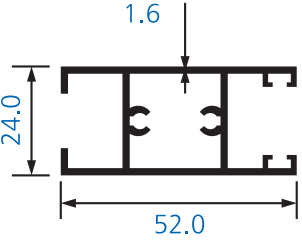
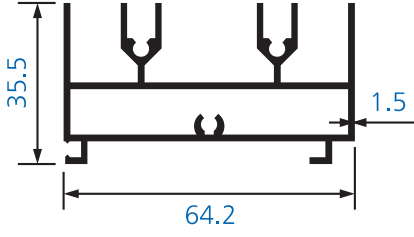
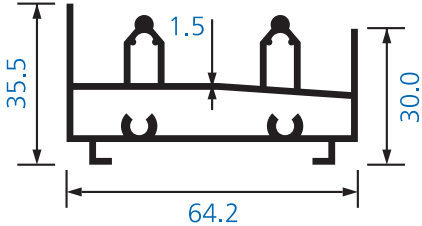
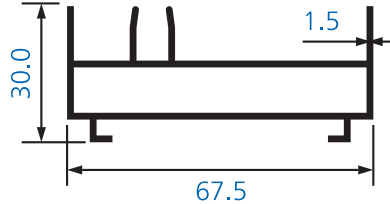
ALL DIMENSIONS ARE IN MM

Sliding Window - SLW 25

Sl.	Description	2 Track			3Track
		Option-01	Option-02	Option-03	Option-01
				Wiremesh	
1.	Frame - Side	D-4343	D-4322	D-609	D-3438
				D-604	
				D-603	
				D-608	
				D-606	
2.	Frame - Top	D-4318		D-609	D-3438
				D-604	
				D-603	
				D-608	
				D-606	
3.	Frame - Bottom	D-4374	D-4832	D-610	D-3144
				D-605	
				D-611	
				D-607	
4.	Shutter - Handle	D-4320	D-4320	D-591	D-3143
5.	Shutter - Interlock	D-4321	D-4321	D-592	D-3140
6.	Shutter - Top	D-4326	D-4326	D-593	D-3142
7.	Shutter - Bottom	D-4326	D-4326	D-593	D-3142
8.	Shutter - Wiremesh			D-559	
9.	Frame -Fixed		D-4316		
10.	Interlock - Fixed		D-4834		
11.	Divider or Mid Rail		D-4292		
12.	Beading / Clip		D-4324		

2 Track Sliding Window - SLW 25

OPTION-01

<p>D-4320 0.637 KG./M.</p> <p style="text-align: center;">SHUTTER-HANDLE</p> 	<p>D-4321 0.637 KG./M.</p> <p style="text-align: center;">SHUTTER-INTERLOCK</p> 
<p>D-4326 0.795 KG./M.</p> <p style="text-align: center;">SHUTTER-TOP & BOTTOM</p> 	<p>D-4318 1.150 KG./M.</p> <p style="text-align: center;">FRAME-TOP</p> 
<p>D-4374 1.185 KG./M.</p> <p style="text-align: center;">FRAME-BOTTOM</p> 	<p>D-4343 0.888 KG./M.</p> <p style="text-align: center;">FRAME-SIDE</p> 

ALL DIMENSIONS ARE IN MM

2 Track Sliding Window - SLW 25

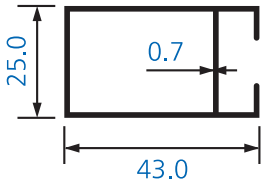
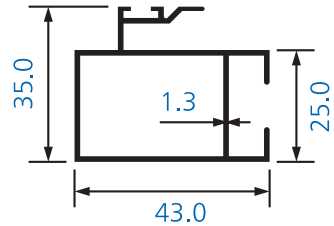
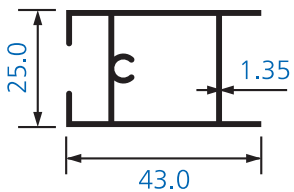
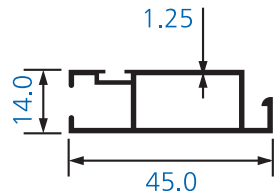
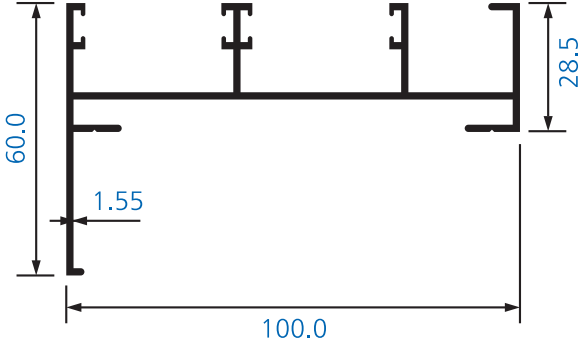
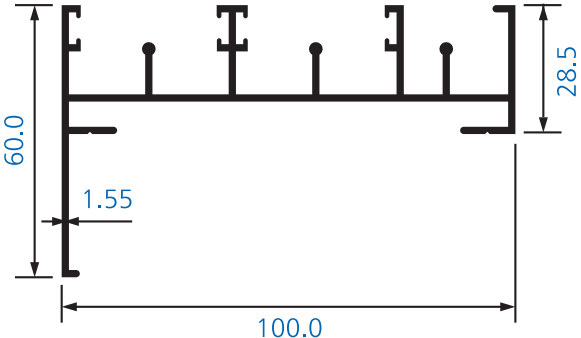
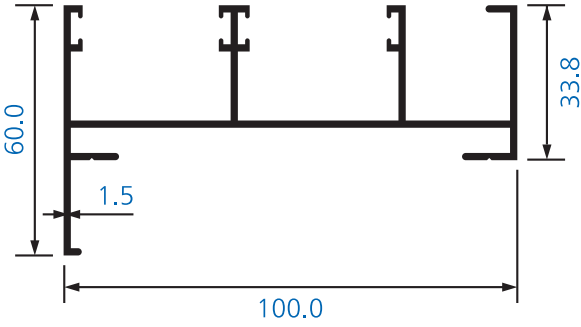
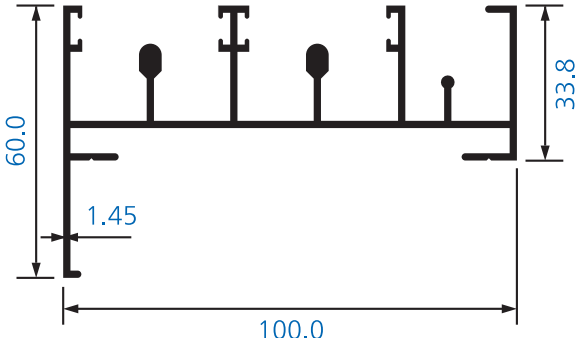
OPTION-02

<p>D-4324 0.155 KG./M.</p> <p>BEADING</p>	<p>D-4834 0.661 KG./M.</p> <p>FIXED-INTERLOCK</p>	<p>D-4320 0.637 KG./M.</p> <p>SHUTTER-HANDLE</p>
<p>D-4321 0.637 KG./M.</p> <p>SHUTTER-INTERLOCK</p>	<p>D-4326 0.795 KG./M.</p> <p>SHUTTER-TOP & BOTTOM</p>	
<p>D-4294 1.230 KG./M.</p> <p>HORIZONTAL-DIVIDER</p>	<p>D-4316 0.650 KG./M.</p> <p>FRAME-FIXED</p>	
<p>D-4832 1.177 KG./M.</p> <p>FRAME-BOTTOM</p>	<p>D-4322 0.911 KG./M.</p> <p>FRAME-SIDE</p>	

ALL DIMENSIONS ARE IN MM

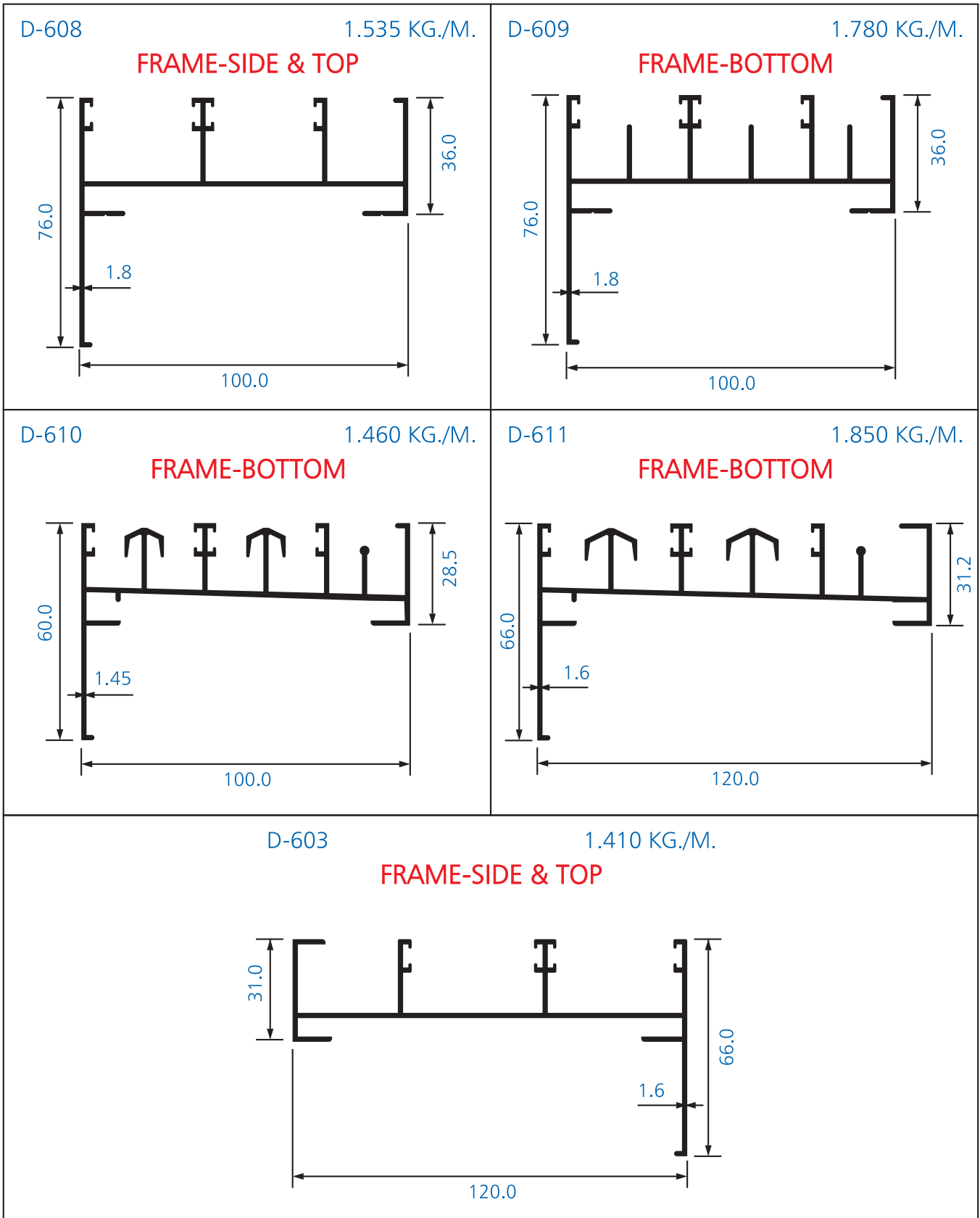
2 Track With Wiremesh Sliding Window - SLW 25

OPTION-03

<p>D-591 0.505 KG./M.</p> <p style="text-align: center;">FRAME-HANDLE</p> 	<p>D-592 0.615 KG./M.</p> <p style="text-align: center;">SHUTTER-INTERLOCK</p> 
<p>D-593 0.554 KG./M.</p> <p style="text-align: center;">SHUTTER-TOP & BOTTOM</p> 	<p>D-559 0.405 KG./M.</p> <p style="text-align: center;">SHUTTER-WIREMESH</p> 
<p>D-604 1.175 KG./M.</p> <p style="text-align: center;">FRAME-SIDE & TOP</p> 	<p>D-605 1.330 KG./M.</p> <p style="text-align: center;">FRAME-BOTTOM</p> 
<p>D-606 1.208 KG./M.</p> <p style="text-align: center;">FRAME-SIDE & TOP</p> 	<p>D-607 1.480 KG./M.</p> <p style="text-align: center;">FRAME-BOTTOM</p> 

ALL DIMENSIONS ARE IN MM

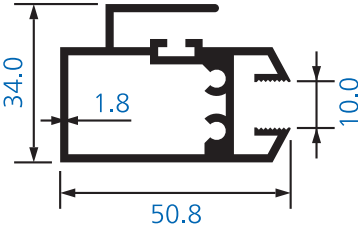
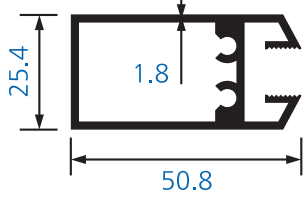
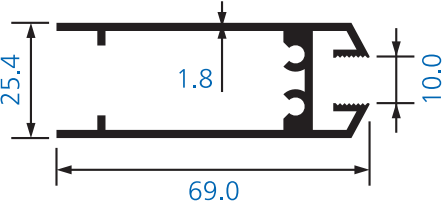
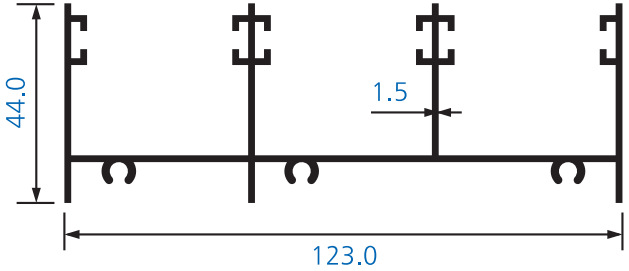
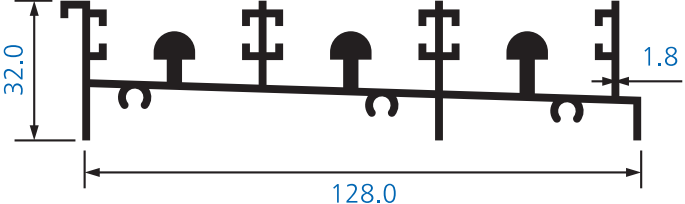
2 Track With Wiremesh Sliding Window - SLW 25 OPTION-03



ALL DIMENSIONS ARE IN MM

3 Track Sliding Window - SLW 25

OPTION-01

<p>D-3140 1.166 KG./M.</p> <p style="text-align: center;">HANDLE-INTERLOCK</p> 	<p>D-3143 0.931 KG./M.</p> <p style="text-align: center;">SHUTTER-HANDLE</p> 
<p>D-3142 0.977 KG./M.</p> <p style="text-align: center;">SHUTTER-TOP & BOTTOM</p> 	<p>D-3438 1.687 KG./M.</p> <p style="text-align: center;">FRAME-SIDE & TOP</p> 
<p style="text-align: center;">D-3144 2.384 KG./M.</p> <p style="text-align: center;">FRAME-BOTTOM</p> 	

ALL DIMENSIONS ARE IN MM

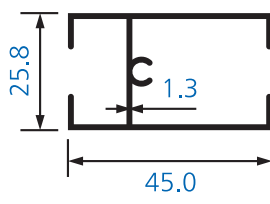
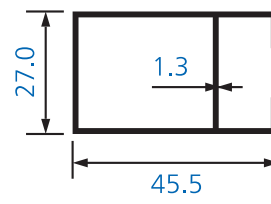
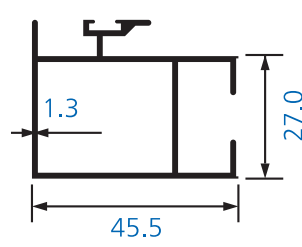
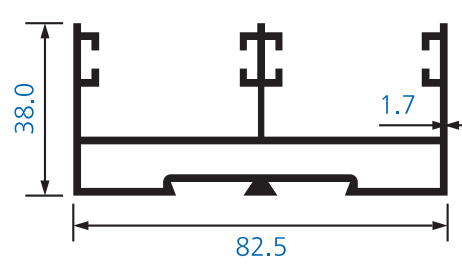
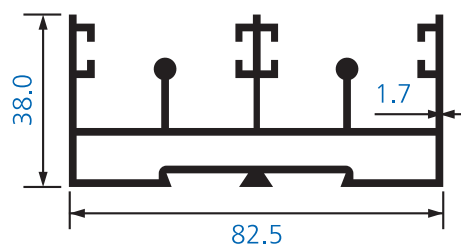


Sliding Window - SLW 27

		2 Track	
			Wiremesh
Sl.	Description	Option-01	Option-02
1.	Frame - Side	D-3499	D-2824
2.	Frame - Top	D-3499	D-2824
3.	Frame - Bottom	D-3500	
4.	Frame - Bottom with Gutter		D-2826
5.	Shutter - Handle	D-595	D-2687
6.	Shutter - Interlock	D-596	D-2694
7.	Shutter - Top	D-594	D-3536
8.	Shutter - Bottom	D-594	D-3536
9.	Shutter - Wiremesh		D-559
10.	Beading / Clip		D-2799
11.	Add On		D-2825



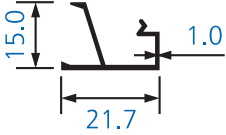
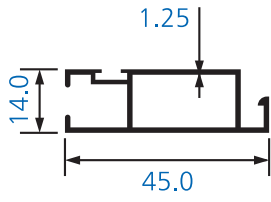
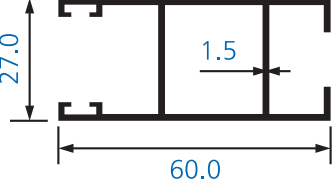
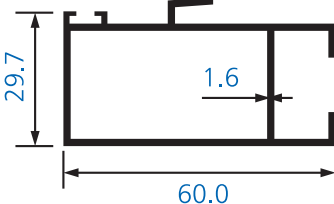
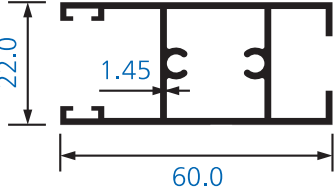
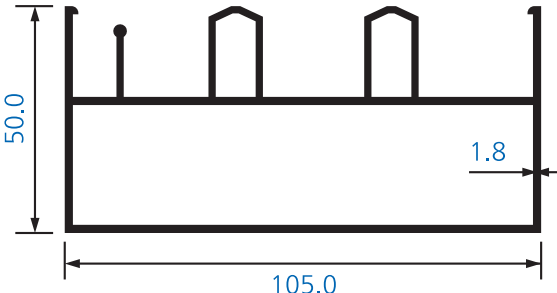
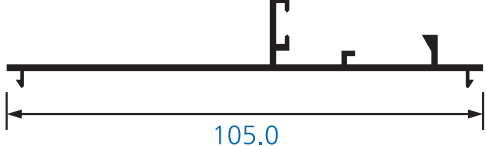
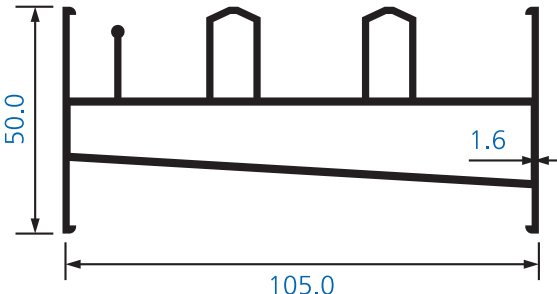
2 Track Sliding Window - SLW 27 OPTION-01

<p>D-594 0.530 KG./M.</p> <p style="text-align: center;">SHUTTER-TOP & BOTTOM</p> 	<p>D-595 0.544 KG./M.</p> <p style="text-align: center;">FRAME-SIDE & TOP</p> 
<p>D-596 0.660 KG./M.</p> <p style="text-align: center;">SHUTTER-INTERLOCK</p> 	<p>D-3499 1.502 KG./M.</p> <p style="text-align: center;">FRAME-SIDE & TOP</p> 
<p>D-3500 1.700 KG./M.</p> <p style="text-align: center;">FRAME-BOTTOM</p> 	

ALL DIMENSIONS ARE IN MM

2 Track With Wiremesh Sliding Window - SLW 27

OPTION-02

<p>D-2799 0.167 KG./M.</p> <p style="text-align: center;">BEADING</p> 	<p>D-559 0.405 KG./M.</p> <p style="text-align: center;">SHUTTER-WIREMESH</p> 
<p>D-2687 0.840 KG./M.</p> <p style="text-align: center;">SHUTTER HANDLE</p> 	<p>D-2694 0.901 KG./M.</p> <p style="text-align: center;">SHUTTER-INTERLOCK</p> 
<p>D-3536 0.885 KG./M.</p> <p style="text-align: center;">SHUTTER-TOP & BOTTOM</p> 	<p>D-2824 1.928 KG./M.</p> <p style="text-align: center;">FRAME-SIDE & TOP</p> 
<p>D-2825 0.586 KG./M.</p> <p style="text-align: center;">ADD ON</p> 	<p>D-2826 1.768 KG./M.</p> <p style="text-align: center;">FRAME-BOTTOM</p> 

ALL DIMENSIONS ARE IN MM

Sliding Window - SLW 27.5

		2 Track
Sl.	Description	Option-01
1.	Frame - Side	D-3916
2.	Frame - Top	D-3916
3.	Frame - Bottom	D-3916
4.	Shutter - Handle	D-3918
5.	Shutter - Top	D-3918
6.	Shutter - Bottom	D-3918
7.	Add On	D-3917
		D-3919
		D-3920

2 Track Sliding Window - SLW 27.5

OPTION-01

<p>D-3919 0.295 KG./M.</p> <p style="text-align: center;">ADD ON-INTERLOCK</p>	<p>D-3920 0.256 KG./M.</p> <p style="text-align: center;">ADD ON</p>
<p>D-3917 0.330 KG./M.</p> <p style="text-align: center;">ADD ON-FOR FIXED</p>	<p>D-3916 0.880 KG./M.</p> <p style="text-align: center;">FRAME-SIDE, TOP & BOTTOM</p>
<p style="text-align: center;">D-3918 0.794 KG./M.</p> <p style="text-align: center;">SHUTTER-SIDE, TOP & BOTTOM</p>	

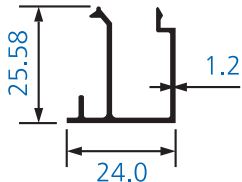
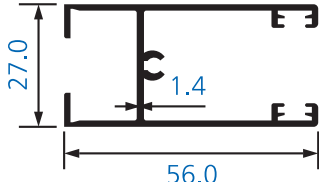
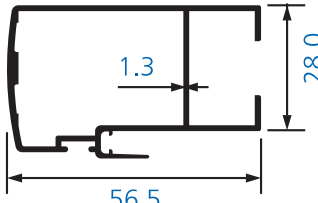
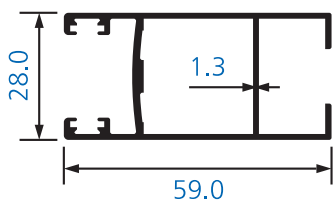
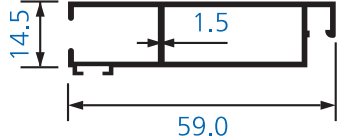
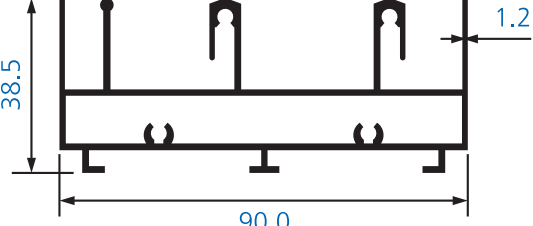
ALL DIMENSIONS ARE IN MM

Sliding Window - SLW 28

		2 Track	
		Wiremesh	Double Glaze & Wiremesh
Sl.	Description	Option-01	Option-02
1.	Frame - Side	D-4734	D-4734
		D-4735	D-4735
2.	Frame - Top	D-4736	D-4736
3.	Frame - Bottom	D-4737	D-4737
4.	Shutter - Handle	D-4771	D-4768
5.	Shutter - Interlock	D-4772	D-4769
6.	Shutter - Top	D-4773	D-4770
7.	Shutter - Bottom	D-4773	D-4770
8.	Shutter - Wiremesh	D-4849	D-4849
9.	Frame - Fixed	D-4743	D-4743
10.	Divider of Mid Rail	D-4739	D-4739
		D-4738	D-4738
11.	Beading / Clip	D-4733	D-4740

2 Track With Wiremesh Sliding Window - SLW 28

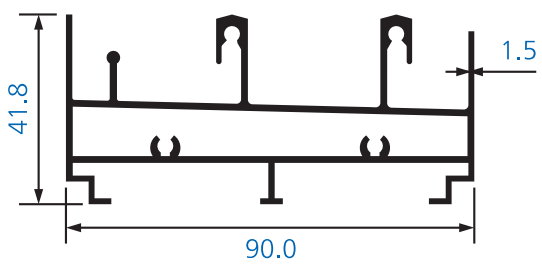
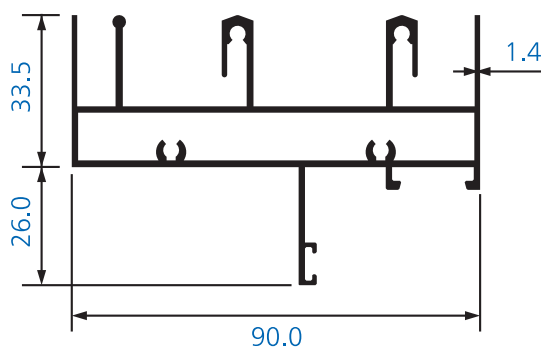
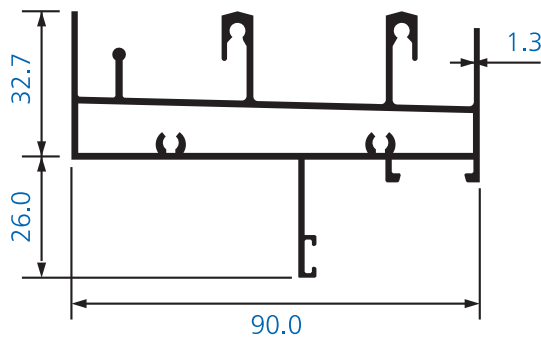
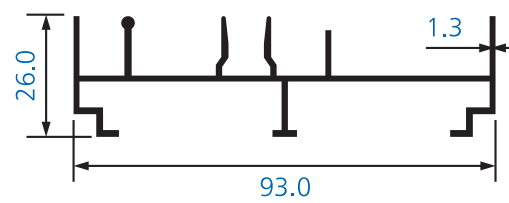
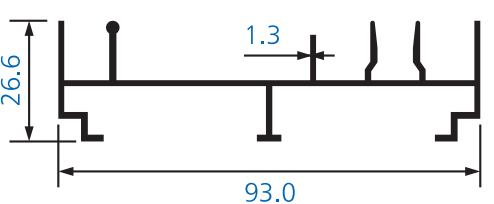
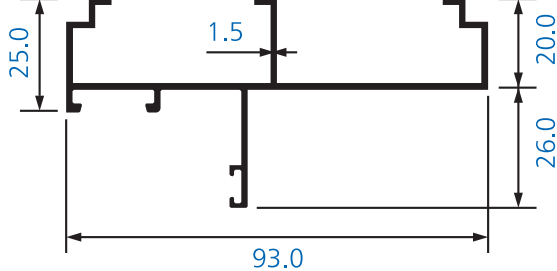
OPTION-01

<p>D-4733 0.268 KG./M.</p> <p style="text-align: center;">BEADING</p> 	<p>D-4773 0.689 KG./M.</p> <p style="text-align: center;">SHUTTER-TOP & BOTTOM</p> 
<p>D-4772 0.740 KG./M.</p> <p style="text-align: center;">SHUTTER-INTERLOCK</p> 	<p>D-4771 0.767 KG./M.</p> <p style="text-align: center;">SHUTTER-HANDLE</p> 
<p>D-4849 0.527 KG./M.</p> <p style="text-align: center;">SHUTTER-WIREMESH</p> 	<p>D-4736 1.504 KG./M.</p> <p style="text-align: center;">FRAME-TOP</p> 

ALL DIMENSIONS ARE IN MM

2 Track With Wiremesh Sliding Window - SLW 28

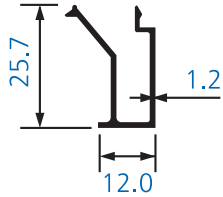
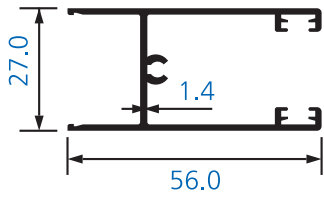
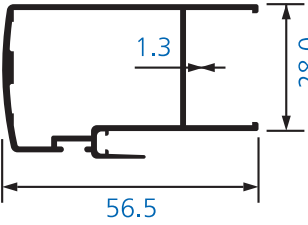
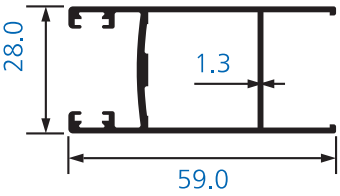
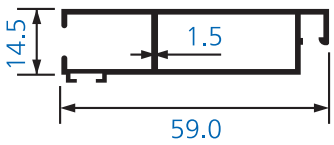
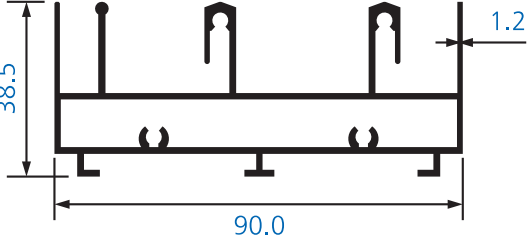
OPTION-01

<p>D-4737 1.556 KG./M.</p> <p style="text-align: center;">FRAME-BOTTOM</p> 	<p>D-4738 1.571 KG./M.</p> <p style="text-align: center;">HORIZONTAL-DIVIDER</p> 
<p>D-4739 1.563 KG./M.</p> <p style="text-align: center;">HORIZONTAL-DIVIDER</p> 	<p>D-4734 0.842 KG./M.</p> <p style="text-align: center;">FRAME-SIDE</p> 
<p>D-4735 0.842 KG./M.</p> <p style="text-align: center;">FRAME-SIDE</p> 	<p>D-4743 0.848 KG./M.</p> <p style="text-align: center;">FRAME-FOR FIXED</p> 

ALL DIMENSIONS ARE IN MM

2 Track With Wiremesh (DG) Sliding Window - SLW 28

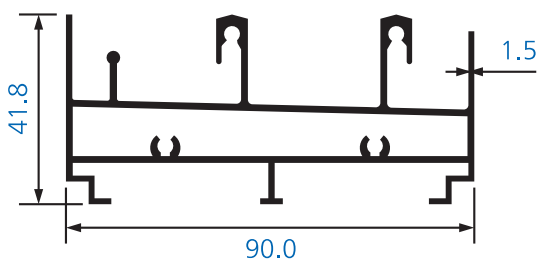
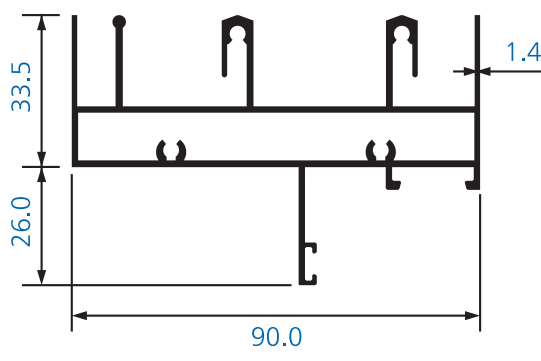
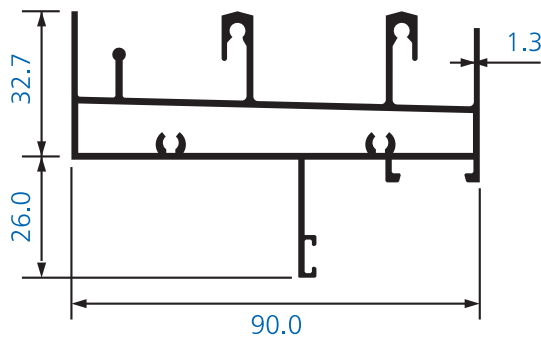
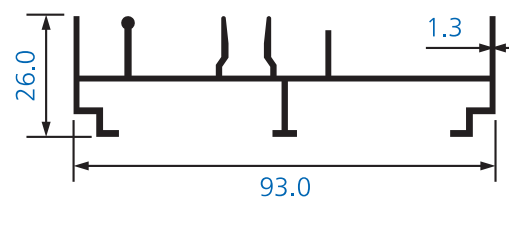
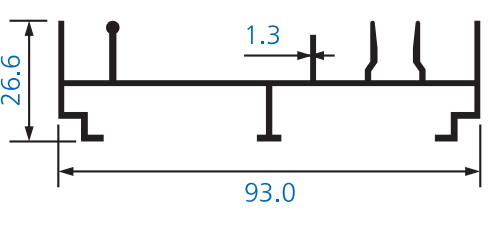
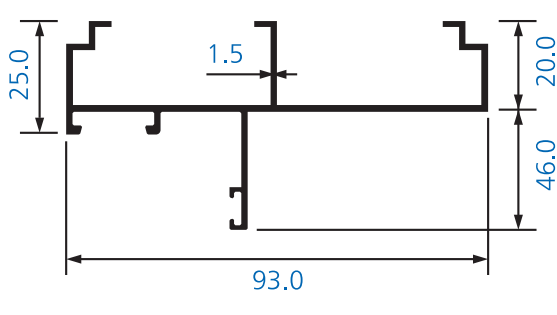
OPTION-01

<p>D-4740 0.212 KG./M.</p> <p style="text-align: center;">BEADING</p> 	<p>D-4770 0.643 KG./M.</p> <p style="text-align: center;">SHUTTER-TOP & BOTTOM</p> 
<p>D-4769 0.694 KG./M.</p> <p style="text-align: center;">SHUTTER-INTERLOCK</p> 	<p>D-4768 0.724 KG./M.</p> <p style="text-align: center;">SHUTTER-HANDLE</p> 
<p>D-4849 0.527 KG./M.</p> <p style="text-align: center;">SHUTTER-WIREMESH</p> 	<p>D-4736 1.504 KG./M.</p> <p style="text-align: center;">FRAME-TOP</p> 

ALL DIMENSIONS ARE IN MM

2 Track With Wiremesh (DG) Sliding Window - SLW 28

OPTION-01

<p>D-4737 1.556 KG./M.</p> <p style="text-align: center;">FRAME-BOTTOM</p> 	<p>D-4738 1.571 KG./M.</p> <p style="text-align: center;">HORIZONTAL-DIVIDER</p> 
<p>D-4739 1.563 KG./M.</p> <p style="text-align: center;">HORIZONTAL-DIVIDER</p> 	<p>D-4734 0.842 KG./M.</p> <p style="text-align: center;">FRAME-SIDE</p> 
<p>D-4735 0.842 KG./M.</p> <p style="text-align: center;">FRAME-SIDE</p> 	<p>D-4743 0.848 KG./M.</p> <p style="text-align: center;">FRAME-FOR FIXED</p> 

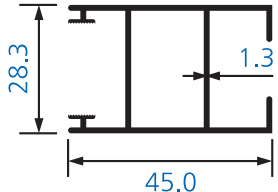
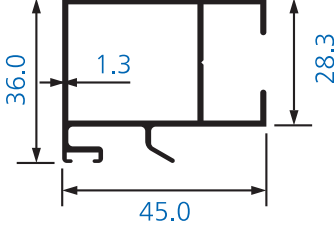
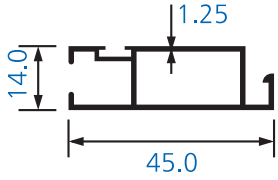
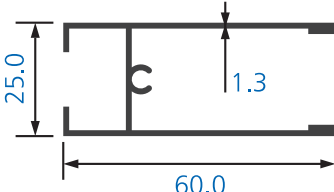
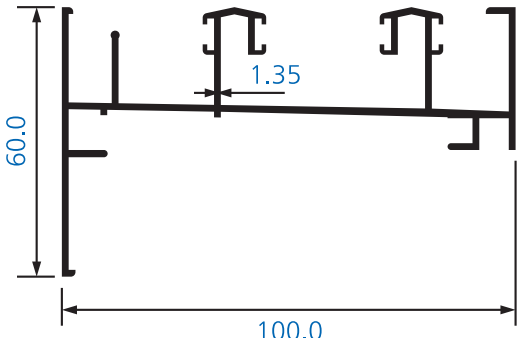
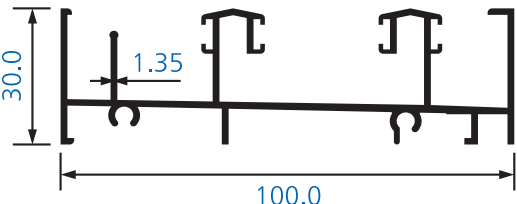
ALL DIMENSIONS ARE IN MM

Sliding Window - SLW 28.3

		2 Track
		Wiremesh
Sl.	Description	Option-01
1.	Frame - Side	D-541
2.	Frame - Top	D-554
3.	Frame - Bottom	D-554
4.	Shutter - Handle	D-543
5.	Shutter - Interlock	D-544
6.	Shutter - Top	D-540
7.	Shutter - Bottom	D-540
8.	Shutter - Wiremesh	D-559

2 Track With Wiremesh Sliding Window - SLW 28.3

OPTION-01

<p>D-543 0.590 KG./M.</p> <p>SHUTTER-HANDLE</p> 	<p>D-544 0.660 KG./M.</p> <p>SHUTTER-INTERLOCK</p> 
<p>D-559 0.405 KG./M.</p> <p>SHUTTER-WIREMESH</p> 	<p>D-540 0.620 KG./M.</p> <p>SHUTTER-TOP & BOTTOM</p> 
<p>D-541 1.200 KG./M.</p> <p>FRAME-SIDE</p> 	<p>D-554 1.160 KG./M.</p> <p>FRAME-TOP & BOTTOM</p> 

ALL DIMENSIONS ARE IN MM



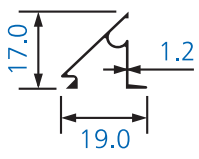
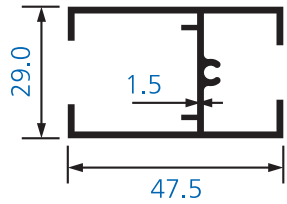
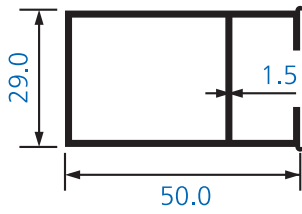
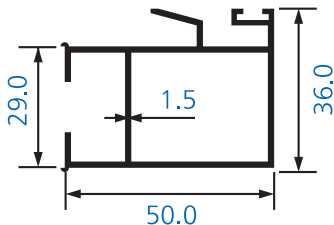
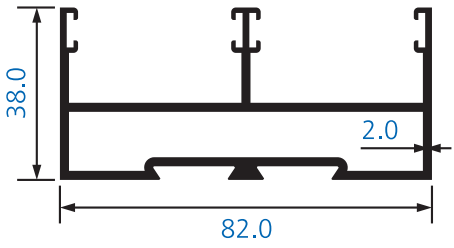
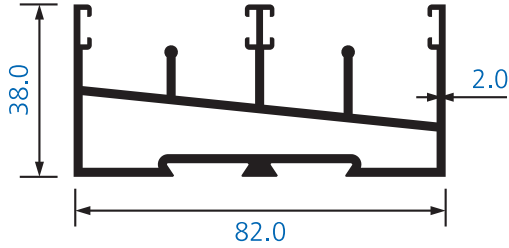
Sliding Window - SLW 29

		2 Track	3 Track	4 Track
Sl.	Description	Option-01	Option-01	Option-01
1.	Frame - Side	D-943	D-4865	D-734
2.	Frame - Top	D-943	D-4865	D-734
3.	Frame - Bottom	D-944	D-4864	D-735
4.	Shutter - Handle	D-346	D-346	D-346
5.	Shutter - Interlock	D-347	D-347	D-347
6.	Shutter - Top	D-345	D-345	D-345
7.	Shutter - Bottom	D-345	D-345	D-345
8.	Beading / Clip	D-517		



2 Track Sliding Window - SLW 29

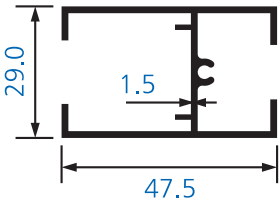
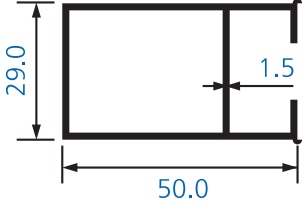
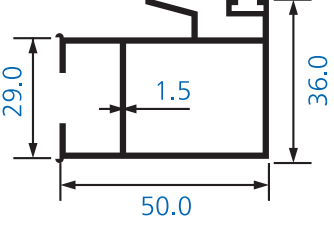
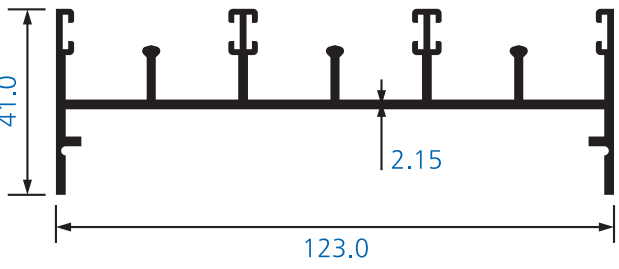
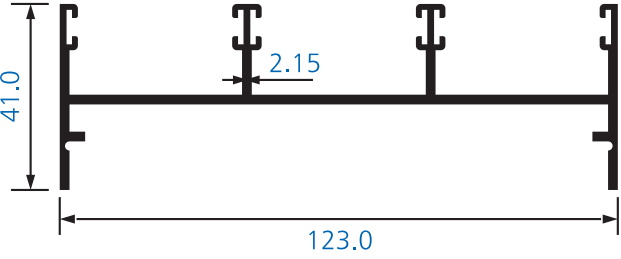
OPTION-01

<p>D-517 0.150 KG./M.</p> <p style="text-align: center;">BEADING</p> 	<p>D-345 0.672 KG./M.</p> <p style="text-align: center;">SHUTTER-TOP & BOTTOM</p> 
<p>D-346 0.682 KG./M.</p> <p style="text-align: center;">SHUTTER-HANDLE</p> 	<p>D-347 0.839 KG./M.</p> <p style="text-align: center;">SHUTTER-INTERLOCK</p> 
<p>D-943 1.690 KG./M.</p> <p style="text-align: center;">FRAME-SIDE & TOP</p> 	<p>D-944 1.850 KG./M.</p> <p style="text-align: center;">FRAME-BOTTOM</p> 

ALL DIMENSIONS ARE IN MM

3 Track Sliding Window - SLW 29

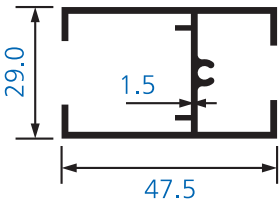
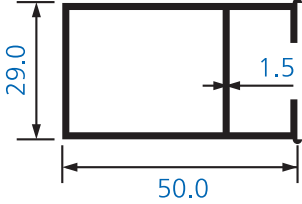
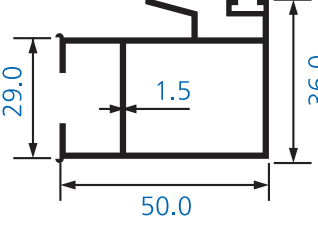
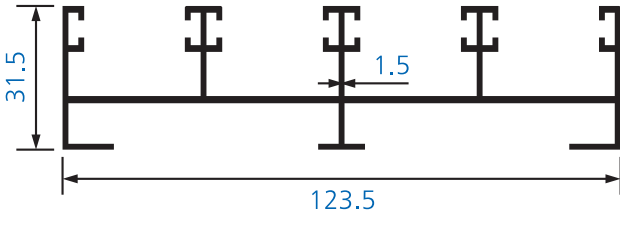
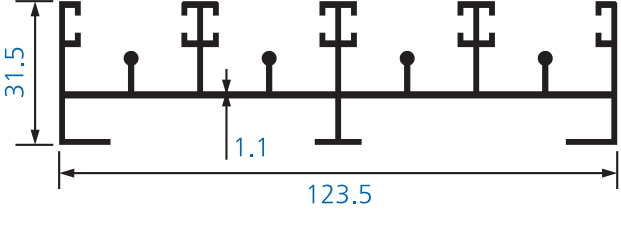
OPTION-01

<p>D-345 0.672 KG./M.</p> <p>SHUTTER-TOP & BOTTOM</p> 	<p>D-346 0.682 KG./M.</p> <p>SHUTTER-HANDLE</p> 
<p>D-347 0.839 KG./M.</p> <p>SHUTTER-INTERLOCK</p> 	<p>D-4864 1.750 KG./M.</p> <p>FRAME-BOTTOM</p> 
<p>D-4865 1.530 KG./M.</p> <p>FRAME-SIDE & TOP</p> 	

ALL DIMENSIONS ARE IN MM

4 Track Sliding Window - SLW 29

OPTION-01

<p>D-345 0.672 KG./M.</p> <p style="text-align: center;">SHUTTER-TOP & BOTTOM</p> 	<p>D-346 0.682 KG./M.</p> <p style="text-align: center;">SHUTTER-HANDLE</p> 
<p>D-347 0.839 KG./M.</p> <p style="text-align: center;">SHUTTER-INTERLOCK</p> 	<p>D-734 1.000 KG./M.</p> <p style="text-align: center;">FRAME-SIDE & TOP</p> 
<p style="text-align: center;">D-735 1.080 KG./M.</p> <p style="text-align: center;">FRAME-BOTTOM</p> 	

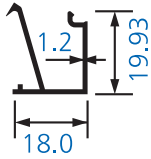
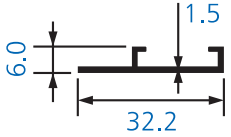
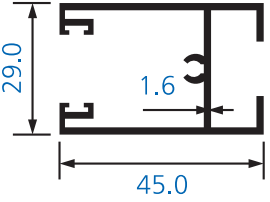
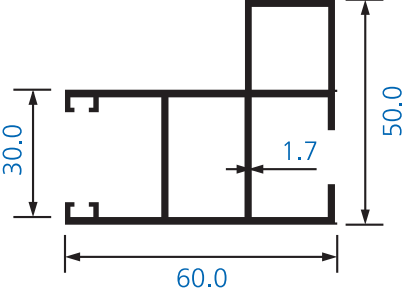
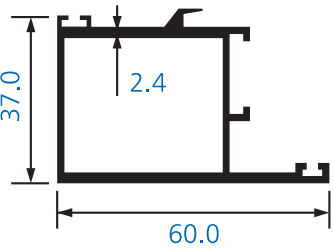
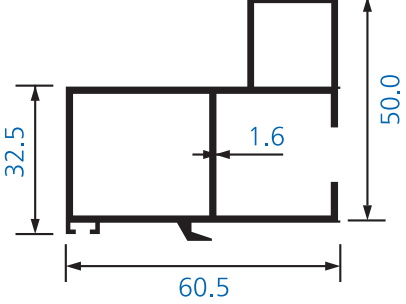
ALL DIMENSIONS ARE IN MM

Sliding Window - SLW 30

		2 Track					
Sl.	Description	Opt.-01	Opt-02	Opt-03	Opt-04	Opt-05	Opt-06
1.	Frame - Side	D-3873	D-4625	D-4878	D-4512	D-4082	D-4307
				D-4877			
2.	Frame - Top	D-4226	D-4626	D-4881	D-4249	D-4103	D-4295
		D-3874			D-3815		
3.	Frame - Bottom	D-3875		D-4613	D-4087	D-4613	D-4291
		D-3877					
4.	Shutter - Handle	D-3893	D-3835	D-4083	D-4084	D-4573	D-4084
						D-4572	D-4083
						D-4574	
						D-4097	
						D-4516	
5.	Shutter - Interlock	D-3894	D-3836	D-4085	D-4086	D-4575	D-4330
						D-4577	D-4086
						D-4099	D-4085
						D-4517	
6.	Shutter - Top	D-3837	D-3837	D-4331	D-4091	D-4091	D-4331
7.	Shutter - Bottom	D-3837	D-3837	D-4331	D-4091	D-4091	D-4310
							D-4311
8.	Frame - Fixed		D-4627	D-4105	D-4105	D-4105	D-4105
9.	Interlock - Fixed	D-4104		D-4104		D-4101	
						D-4104	
10.	Divider or Mid Rail		D-4610	D-4880	D-4102	D-4579	D-4290
					D-4088	D-4102	
						D-4513	
						D-4090	
						D-4089	
11.	Beading / Clip	D-3830		D-3830		D-3830	
12.	Add On	D-4197		D-4269		D-4269	
						D-4106	

2 Track Sliding Window - SLW 30

OPTION-01

<p>D-3830</p> <p>0.212 KG./M.</p> <p>BEADING</p> 	<p>D-4197</p> <p>0.181 KG./M.</p> <p>ADD ON</p> 
<p>D-3837</p> <p>0.713 KG./M.</p> <p>SHUTTER-TOP & BOTTOM</p> 	<p>D-3893</p> <p>1.136 KG./M.</p> <p>SHUTTER-HANDLE</p> 
<p>D-4104</p> <p>1.023 KG./M.</p> <p>INTERLOCK-FOR FIXED</p> 	<p>D-3894</p> <p>1.110 KG./M.</p> <p>SHUTTER-INTERLOCK</p> 

ALL DIMENSIONS ARE IN MM

2 Track Sliding Window - SLW 30

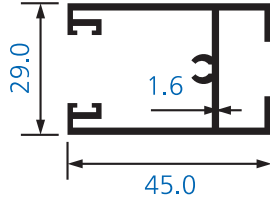
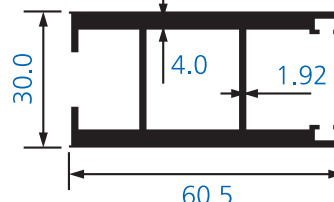
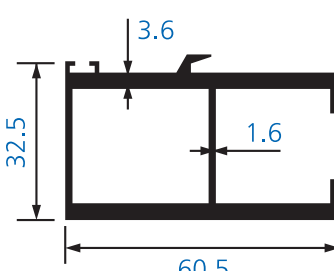
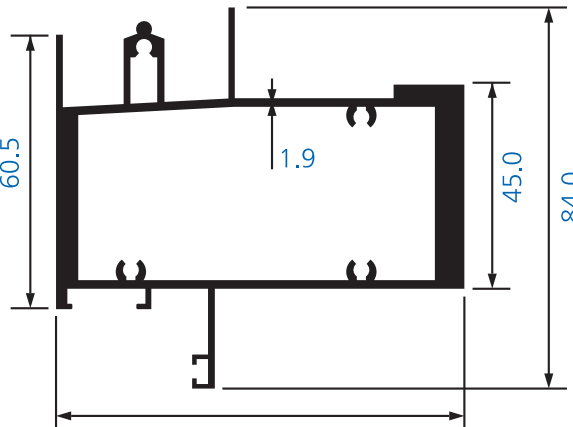
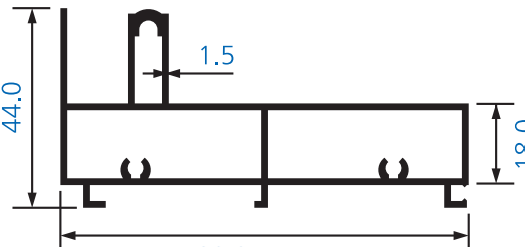
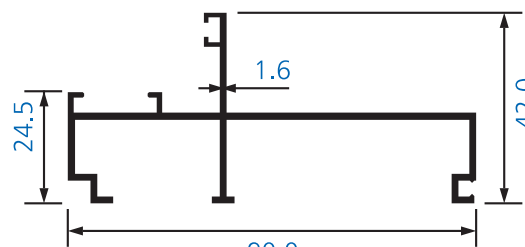
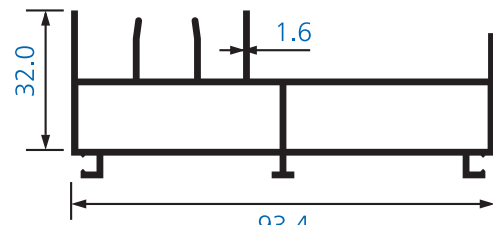
OPTION-01

<p>D-3874 1.350 KG./M.</p> <p>FRAME-TOP</p>	<p>D-3875 1.431 KG./M.</p> <p>FRAME-BOTTOM</p>
<p>D-3877 1.371 KG./M.</p> <p>FRAME-BOTTOM</p>	<p>D-4226 1.255 KG./M.</p> <p>FRAME-TOP</p>
<p>D-3873 1.028 KG./M.</p> <p>FRAME-SIDE</p>	

ALL DIMENSIONS ARE IN MM

2 Track Sliding Window - SLW 30

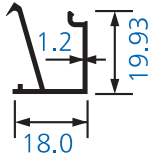
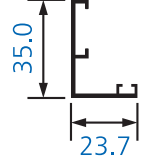
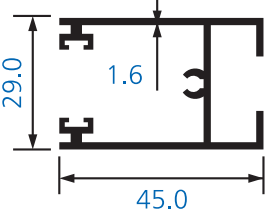
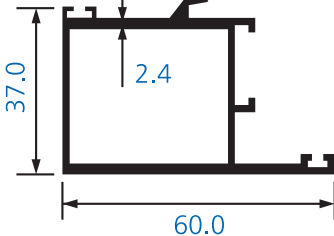
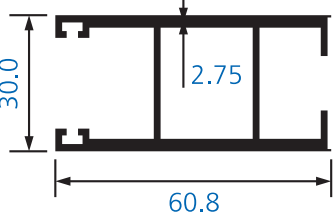
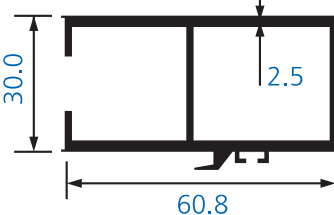
OPTION-02

<p>D-3837 0.713 KG./M.</p> <p>SHUTTER-TOP & BOTTOM</p> 	<p>D-3835 1.490 KG./M.</p> <p>SHUTTER-HANDLE</p> 
<p>D-3836 1.485 KG./M.</p> <p>SHUTTER-INTERLOCK</p> 	<p>D-4610 2.819 KG./M.</p> <p>HORIZONTAL-DIVIDER</p> 
<p>D-4626 1.391 KG./M.</p> <p>FRAME-TOP</p> 	<p>D-4627 0.855 KG./M.</p> <p>FRAME-FOR FIXED</p> 
<p>D-4625 1.312KG./M.</p> <p>FRAME-SIDE</p> 	

ALL DIMENSIONS ARE IN MM

2 Track Sliding Window - SLW 30

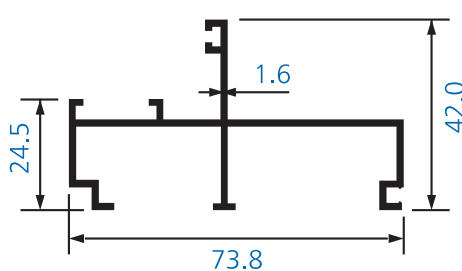
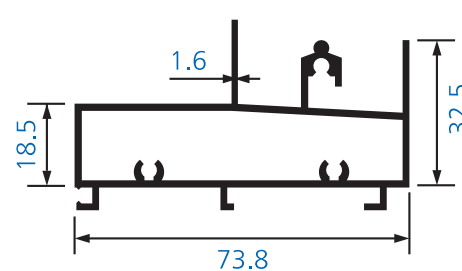
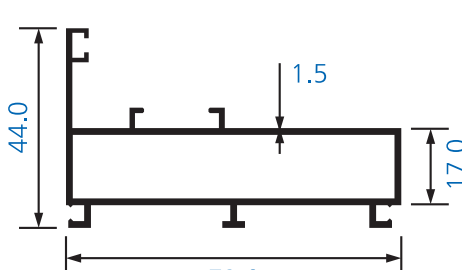
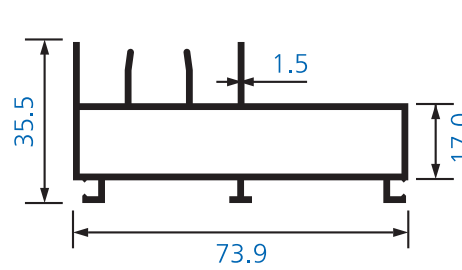
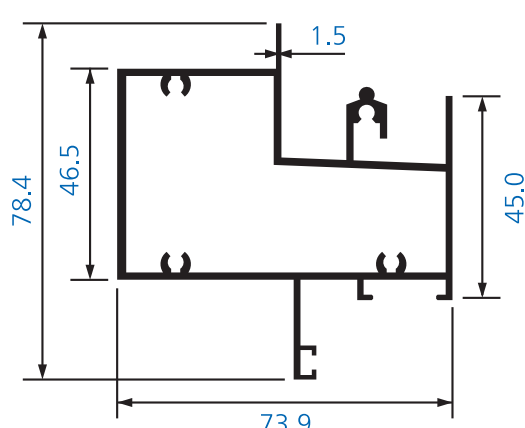
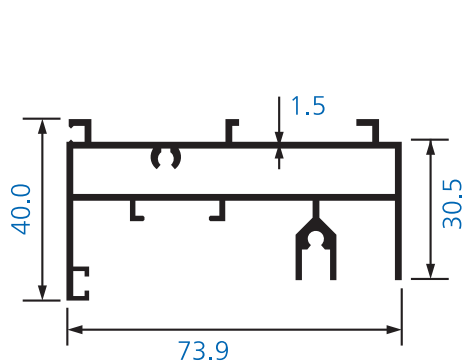
OPTION-03

<p>D-3830 0.212 KG./M.</p> <p style="text-align: center;">BEADING</p> 	<p>D-4269 0.320 KG./M.</p> <p style="text-align: center;">ADD ON</p> 
<p>D-4331 0.721 KG./M.</p> <p style="text-align: center;">SHUTTER-TOP & BOTTOM</p> 	<p>D-4104 1.023 KG./M.</p> <p style="text-align: center;">INTERLOCK-FOR FIXED</p> 
<p>D-4083 1.166 KG./M.</p> <p style="text-align: center;">SHUTTER-HANDLE</p> 	<p>D-4085 1.144 KG./M.</p> <p style="text-align: center;">SHUTTER-INTERLOCK</p> 

ALL DIMENSIONS ARE IN MM

2 Track Sliding Window - SLW 30

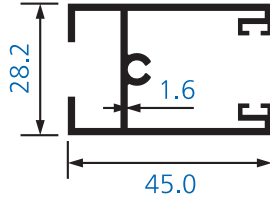
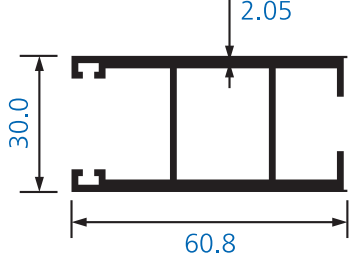
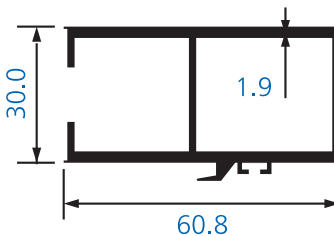
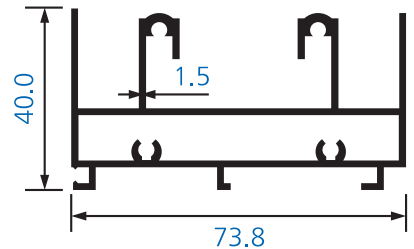
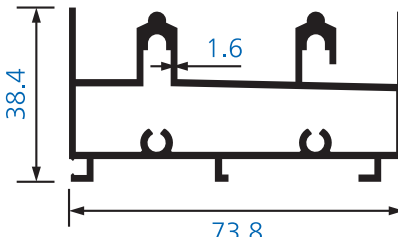
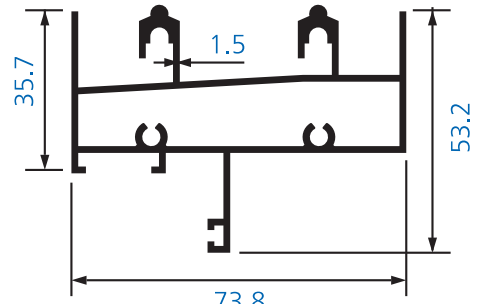
OPTION-03

<p>D-4105 0.818 KG./M.</p> <p style="text-align: center;">FRAME-FOR FIXED</p> 	<p>D-4613 1.215 KG./M.</p> <p style="text-align: center;">FRAME-BOTTOM</p> 
<p>D-4877 0.972 KG./M.</p> <p style="text-align: center;">FRAME-SIDE</p> 	<p>D-4878 1.023 KG./M.</p> <p style="text-align: center;">FRAME-SIDE</p> 
<p>D-4880 1.593 KG./M.</p> <p style="text-align: center;">HORIZONTAL-DIVIDER</p> 	<p>D-4881 1.210 KG./M.</p> <p style="text-align: center;">FRAME-TOP</p> 

ALL DIMENSIONS ARE IN MM

2 Track Sliding Window - SLW 30

OPTION-04

<p>D-4091 0.718 KG./M.</p> <p style="text-align: center;">SHUTTER-TOP & BOTTOM</p> 	<p>D-4084 0.985KG./M.</p> <p style="text-align: center;">SHUTTER-HANDLE</p> 
<p>D-4086 0.964 KG./M.</p> <p style="text-align: center;">SHUTTER-INTERLOCK</p> 	<p>D-3815 1.385 KG./M.</p> <p style="text-align: center;">FRAME-TOP</p> 
<p>D-4087 1.404 KG./M.</p> <p style="text-align: center;">FRAME-BOTTOM</p> 	<p>D-4088 1.445 KG./M.</p> <p style="text-align: center;">HORIZONTAL-DIVIDER</p> 

ALL DIMENSIONS ARE IN MM

2 Track Sliding Window - SLW 30

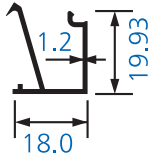
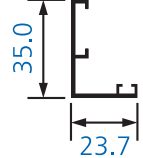
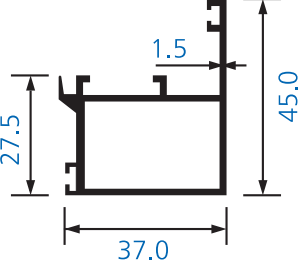
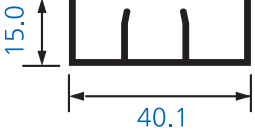
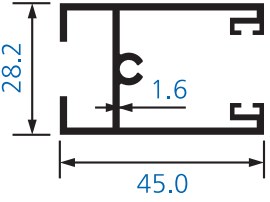
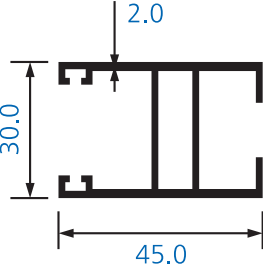
OPTION-04

<p>D-4102 1.504 KG./M.</p> <p style="text-align: center;">HORIZONTAL-DIVIDER</p>	<p>D-4105 0.818 KG./M.</p> <p style="text-align: center;">FRAME-FOR FIXED</p>
<p>D-4249 1.372 KG./M.</p> <p style="text-align: center;">FRAME-TOP</p>	<p>D-4512 1.083 KG./M.</p> <p style="text-align: center;">FRAME-SIDE</p>

ALL DIMENSIONS ARE IN MM

2 Track Sliding Window - SLW 30

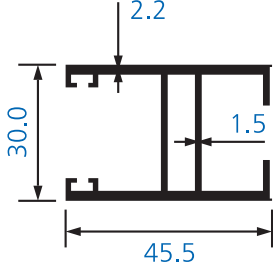
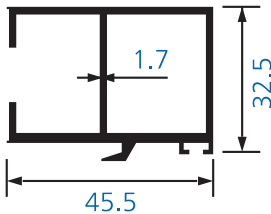
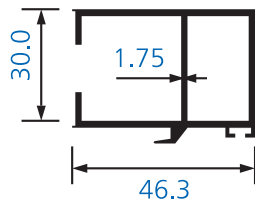
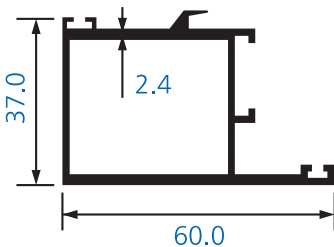
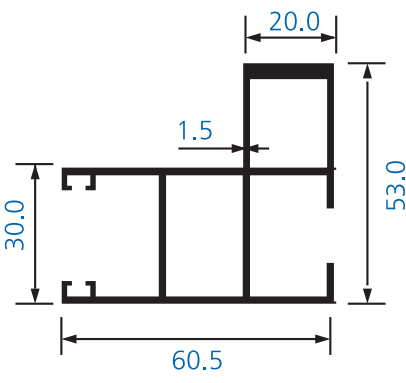
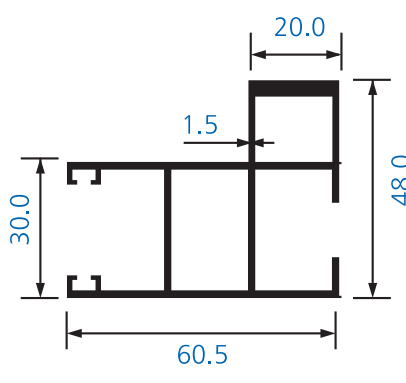
OPTION-05

<p>D-3830</p> <p>0.212 KG./M.</p> <p>BEADING</p> 	<p>D-4269</p> <p>0.320 KG./M.</p> <p>ADD ON</p> 
<p>D-4101</p> <p>0.715 KG./M.</p> <p>INTERLOCK-FOR FIXED</p> 	<p>D-4106</p> <p>0.362 KG./M.</p> <p>ADD ON</p> 
<p>D-4091</p> <p>0.718 KG./M.</p> <p>SHUTTER-TOP & BOTTOM</p> 	<p>D-4097</p> <p>0.810 KG./M.</p> <p>SHUTTER-HANDLE</p> 

ALL DIMENSIONS ARE IN MM

2 Track Sliding Window - SLW 30

OPTION-05

<p>D-4516 0.848 KG./M.</p> <p style="text-align: center;">SHUTTER-HANDLE</p> 	<p>D-4517 0.819 KG./M.</p> <p style="text-align: center;">SHUTTER-INTERLOCK</p> 
<p>D-4099 0.758 KG./M.</p> <p style="text-align: center;">SHUTTER-INTERLOCK</p> 	<p>D-4104 1.023 KG./M.</p> <p style="text-align: center;">INTERLOCK-FOR FIXED</p> 
<p>D-4572 1.232 KG./M.</p> <p style="text-align: center;">SHUTTER-HANDLE</p> 	<p>D-4573 1.210 KG./M.</p> <p style="text-align: center;">SHUTTER-HANDLE</p> 

ALL DIMENSIONS ARE IN MM

2 Track Sliding Window - SLW 30

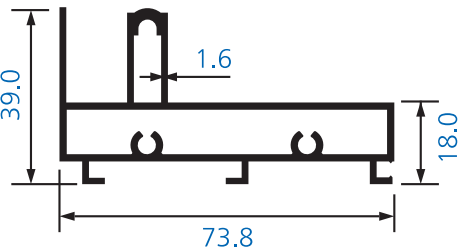
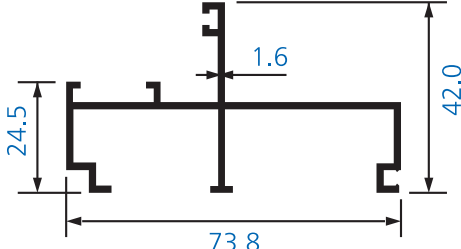
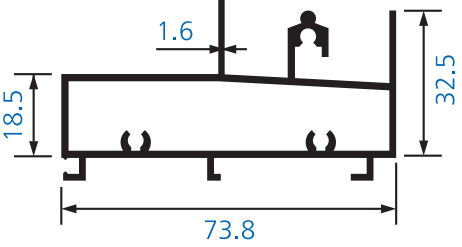
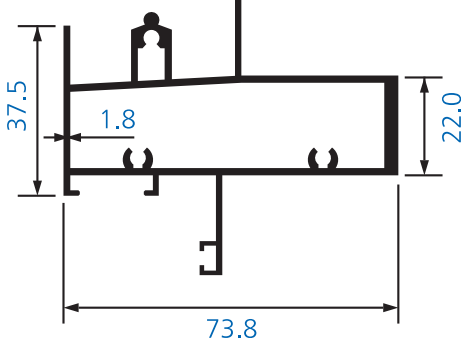
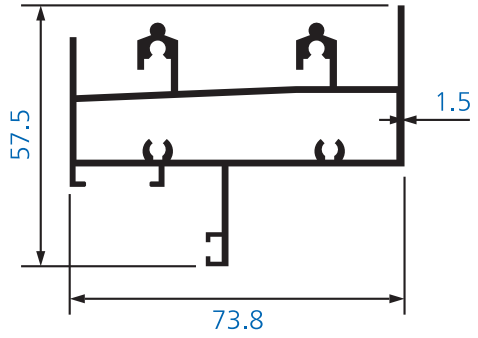
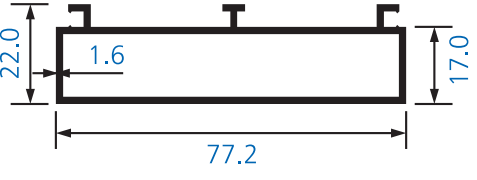
OPTION-05

<p>D-4574 1.204 KG./M.</p> <p style="text-align: center;">SHUTTER-HANDLE</p>	<p>D-4575 1.183 KG./M.</p> <p style="text-align: center;">SHUTTER-INTERLOCK</p>
<p>D-4577 1.132 KG./M.</p> <p style="text-align: center;">SHUTTER-INTERLOCK</p>	<p>D-4089 1.358 KG./M.</p> <p style="text-align: center;">HORIZONTAL-DIVIDER</p>
<p>D-4090 1.917 KG./M.</p> <p style="text-align: center;">HORIZONTAL-DIVIDER</p>	<p>D-4102 1.504 KG./M.</p> <p style="text-align: center;">HORIZONTAL-DIVIDER</p>

ALL DIMENSIONS ARE IN MM

2 Track Sliding Window - SLW 30

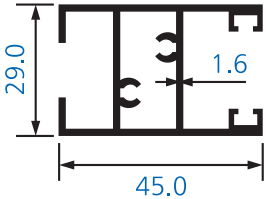
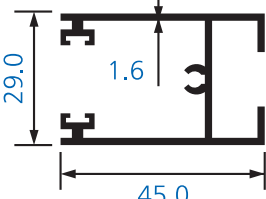
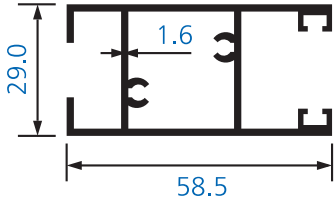
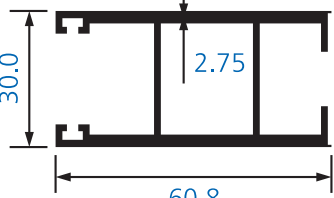
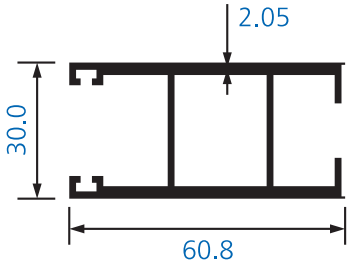
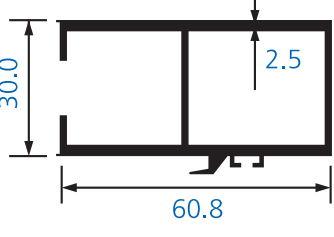
OPTION-05

<p>D-4103 1.225 KG./M.</p> <p>FRAME-TOP</p> 	<p>D-4105 0.818 KG./M.</p> <p>FRAME-FOR FIXED</p> 
<p>D-4613 1.215 KG./M.</p> <p>FRAME-BOTTOM</p> 	<p>D-4579 1.380 KG./M.</p> <p>HORIZONTAL-DIVIDER</p> 
<p>D-4513 1.377 KG./M.</p> <p>HORIZONTAL-DIVIDER</p> 	<p>D-4082 0.896 KG./M.</p> <p>FRAME-SIDE</p> 

ALL DIMENSIONS ARE IN MM

2 Track Sliding Window - SLW 30

OPTION-06

<p>D-4310 0.840 KG./M.</p> <p style="text-align: center;">SHUTTER-BOTTOM</p> 	<p>D-4331 0.721 KG./M.</p> <p style="text-align: center;">SHUTTER-TOP & BOTTOM</p> 
<p>D-4311 0.960 KG./M.</p> <p style="text-align: center;">SHUTTER-BOTTOM</p> 	<p>D-4083 1.166 KG./M.</p> <p style="text-align: center;">SHUTTER-HANDLE</p> 
<p>D-4084 0.985KG./M.</p> <p style="text-align: center;">SHUTTER-HANDLE</p> 	<p>D-4085 1.144 KG./M.</p> <p style="text-align: center;">SHUTTER-INTERLOCK</p> 

ALL DIMENSIONS ARE IN MM

2 Track Sliding Window - SLW 30

OPTION-06

<p>D-4086 0.964 KG./M.</p> <p style="text-align: center;">SHUTTER-INTERLOCK</p>	<p>D-4290 1.600 KG./M.</p> <p style="text-align: center;">DORizontal-DIVIDER</p>
<p>D-4291 1.500 KG./M.</p> <p style="text-align: center;">FRAME-BOTTOM</p>	<p>D-4295 1.260 KG./M.</p> <p style="text-align: center;">FRAME-TOP</p>
<p>D-4105 0.818 KG./M.</p> <p style="text-align: center;">FRAME-FOR FIXED</p>	<p>D-4307 0.981 KG./M.</p> <p style="text-align: center;">FRAME-TOP</p>

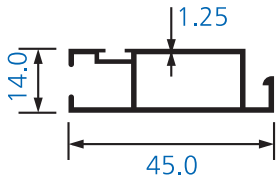
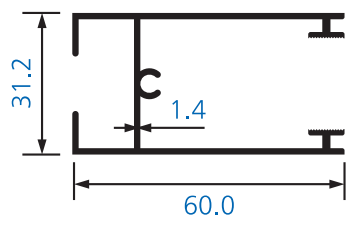
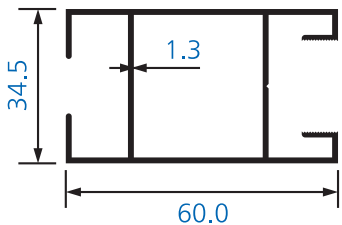
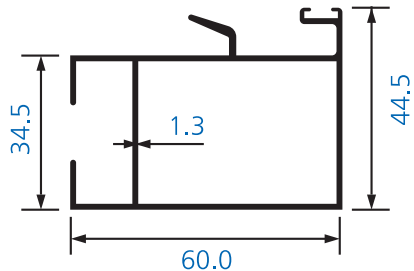
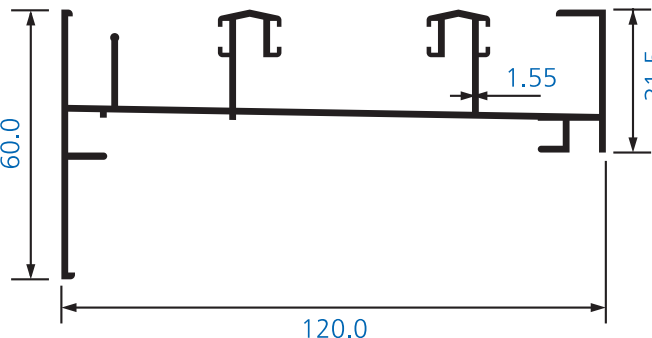
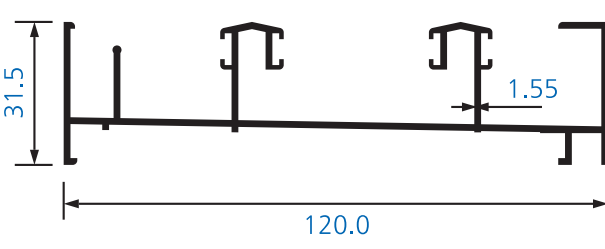
ALL DIMENSIONS ARE IN MM

Sliding Window - SLW 34.5

		2 Track
		Wiremesh
Sl.	Description	Option-01
1.	Frame - Side	D-542
2.	Frame - Top	D-555
3.	Frame - Bottom	D-555
4.	Shutter - Handle	D-557
5.	Shutter - Interlock	D-558
6.	Shutter - Top	D-551
7.	Shutter - Bottom	D-551
8.	Shutter - Wiremesh	D-559

2 Track With Wiremesh Sliding Window - SLW 34.5

OPTION-01

<p>D-559 0.405 KG./M.</p> <p style="text-align: center;">SHUTTER-WIREMESH</p> 	<p>D-551 0.760 KG./M.</p> <p style="text-align: center;">SHUTTER-TOP & BOTTOM</p> 
<p>D-557 0.802 KG./M.</p> <p style="text-align: center;">SHUTTER-HANDLE</p> 	<p>D-558 0.865 KG./M.</p> <p style="text-align: center;">SHUTTER-INTERLOCK</p> 
<p>D-542 1.470 KG./M.</p> <p style="text-align: center;">FRAME-SIDE</p> 	<p>D-555 1.280 KG./M.</p> <p style="text-align: center;">FRAME-TOP & BOTTOM</p> 

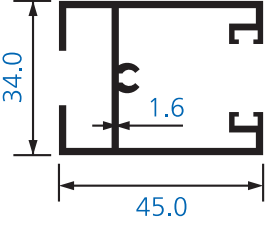
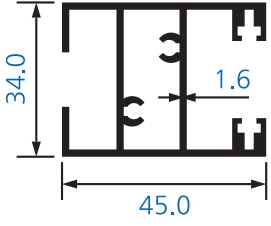
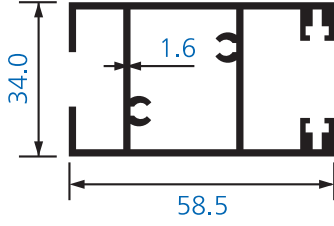
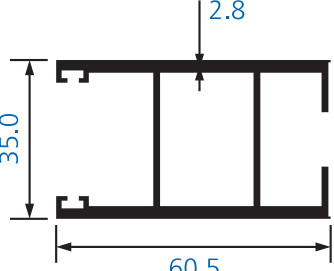
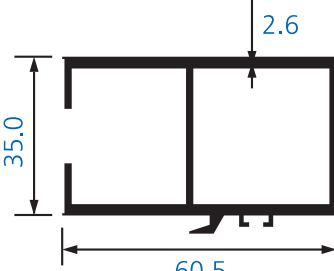
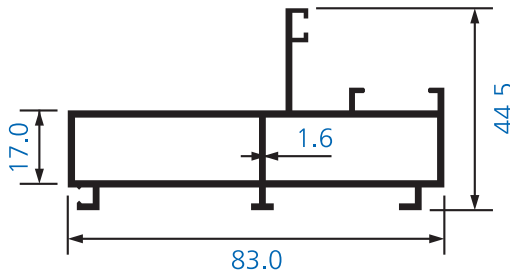
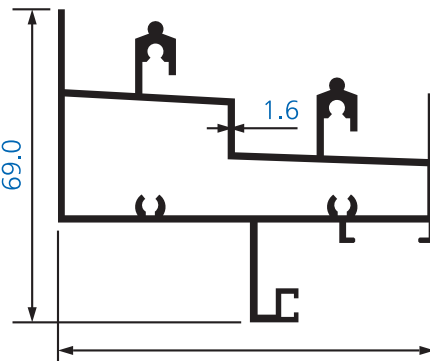
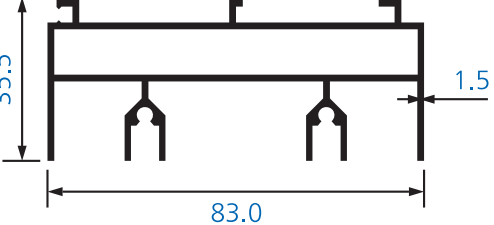
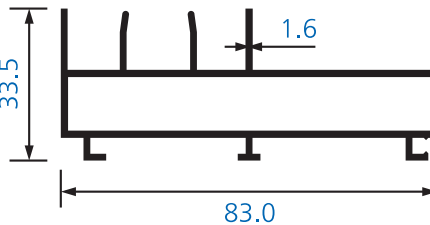
ALL DIMENSIONS ARE IN MM

Sliding Window - SLW 35

		2 Track
Sl.	Description	Option-01
1.	Frame - Side	D-4306
2.	Frame - Top	D-4296
3.	Shutter - Handle	D-4308
4.	Shutter - Interlock	D-4309
5.	Shutter - Top	D-4312
6.	Shutter - Bottom	D-4313
		D-4314
7.	Frame - Fixed	D-4286
8.	Divider or Mid Rail	D-4293

2 Track Sliding Window - SLW 35

OPTION-01

<p>D-4312 0.798 KG./M.</p> <p>SHUTTER-TOP</p> 	<p>D-4313 0.980 KG./M.</p> <p>SHUTTER-BOTTOM</p> 	<p>D-4314 1.095 KG./M.</p> <p>SHUTTER-BOTTOM</p> 
<p>D-4308 1.250 KG./M.</p> <p>SHUTTER-HANDLE</p> 	<p>D-4309 1.225 KG./M.</p> <p>SHUTTER-INTERLOCK</p> 	
<p>D-4286 1.170 KG./M.</p> <p>FRAME-FOR FIXED</p> 	<p>D-4293 1.710 KG./M.</p> <p>HORIZONTAL-DIVIDER</p> 	
<p>D-4296 1.290 KG./M.</p> <p>FRAME-TOP</p> 	<p>D-4306 1.145 KG./M.</p> <p>FRAME-SIDE</p> 	

ALL DIMENSIONS ARE IN MM

ISO 9001



Accredited by the RvA

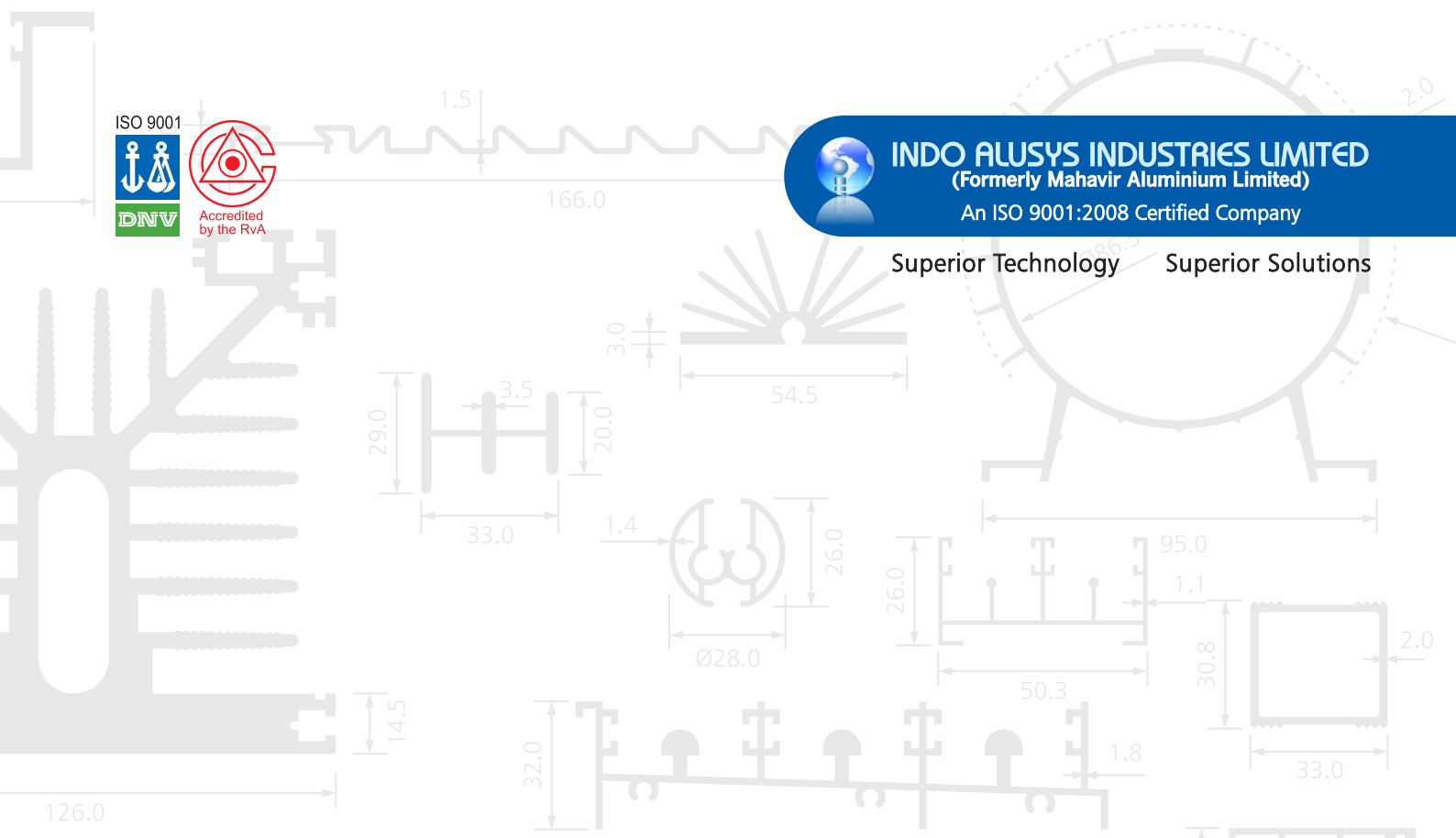


INDO ALUSYS INDUSTRIES LIMITED
(Formerly Mahavir Aluminium Limited)

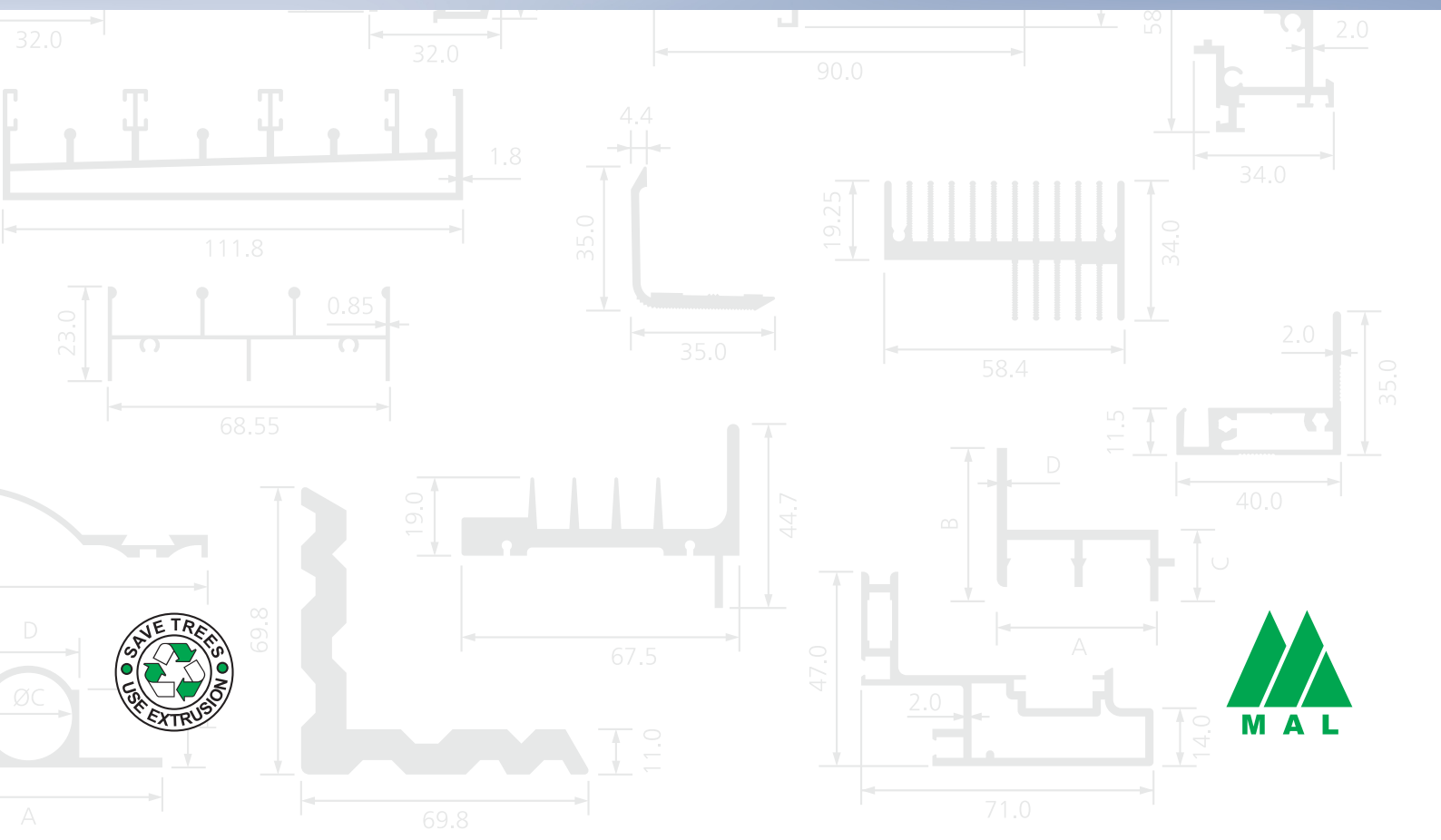
An ISO 9001:2008 Certified Company

Superior Technology

Superior Solutions



SLIDING DOOR SERIES

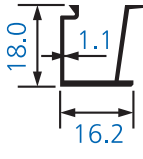
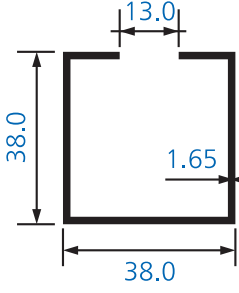
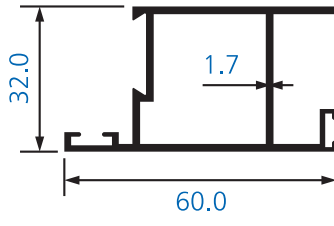
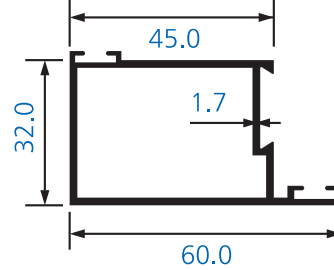
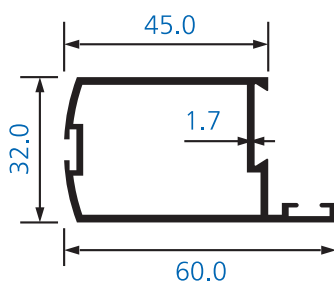
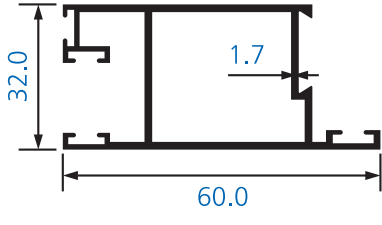
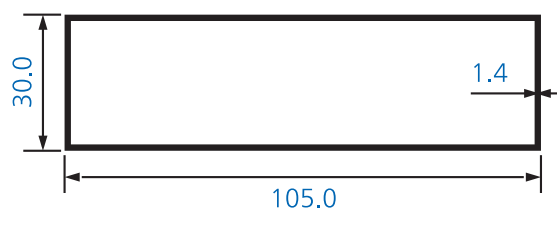


Sliding Door - SLD 27

		2 Track				
				Wiremesh	Wiremesh	Wiremesh
Sl.	Description	Opt.-01	Opt.-02	Opt.-03	Opt.-04	Opt.-05
1	Frame - Side	B-587	D-3253	D-2690	D-2760	D-1193
2	Frame - Top	B-587	D-3096	D-2690	D-2760	D-1193
3	Frame - Bottom		D-3095	D-2691	D-2759	D-1194
4	Shutter - Handle	D-2829	D-3137	D-2687	D-2687	D-595
			D-3136			
			D-3283			
5	Shutter - Interlock	D-2828	D-3139	D-2694	D-2694	D-596
			D-3282			D-3946
6	Shutter - Top	D-2827	D-3280	D-2688	D-2688	D-600
7	Shutter - Bottom	D-2830	D-3280	D-2688	D-2688	D-600
8	Shutter - Wiremesh			D-1115	D-559	D-559
9	Frame - Fixed		D-3255			
10	Horizontal Divider		D-3254			
11	Shutter Divider		D-3135	D-2689	D-2689	
			D-3134			
			D-3285			
12	Beading / Clip	D-2786				
13	Add On for Fixed			D-2692	D-2762	
14	Channel	C-975				

2 Track Sliding Door - SLD 27

OPTION-01

<p>D-2786</p> <p>0.186 KG./M.</p> <p>BEADING</p> 	<p>C-975</p> <p>0.590 KG./M.</p> <p>ALU. CHANNEL</p> 
<p>D-2827</p> <p>0.813 KG./M.</p> <p>SHUTTER-TOP</p> 	<p>D-2828</p> <p>0.826 KG./M.</p> <p>SHUTTER-INTERLOCK</p> 
<p>D-2829</p> <p>0.816 KG./M.</p> <p>SHUTTER-HANDLE</p> 	<p>D-2830</p> <p>0.999 KG./M.</p> <p>SHUTTER-BOTTOM</p> 
<p>B-587</p> <p>FRAME</p> <p>1.000 KG./M.</p> 	

ALL DIMENSIONS ARE IN MM

2 Track Sliding Door - SLD 27

OPTION-02

<p>D-3134 0.659 KG./M.</p> <p style="text-align: center;">SHUTTER-DIVIDER</p>	<p>D-3135 0.698 KG./M.</p> <p style="text-align: center;">SHUTTER-DIVIDER</p>
<p>D-3285 0.722 KG./M.</p> <p style="text-align: center;">SHUTTER-DIVIDER</p>	<p>D-3280 0.518 KG./M.</p> <p style="text-align: center;">SHUTTER-TOP & BOTTOM</p>
<p>D-3137 0.991 KG./M.</p> <p style="text-align: center;">SHUTTER-HANDLE</p>	<p>D-3096 0.811 KG./M.</p> <p style="text-align: center;">FRAME-TOP</p>
<p>D-3253 0.580 KG./M.</p> <p style="text-align: center;">FRAME-SIDE</p>	<p>D-3255 0.480 KG./M.</p> <p style="text-align: center;">FRAME FIXED</p>

ALL DIMENSIONS ARE IN MM

2 Track Sliding Door - SLD 27

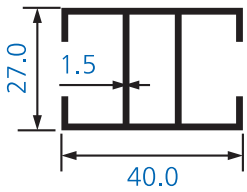
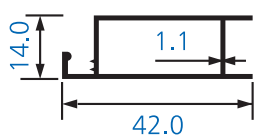
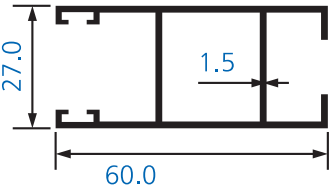
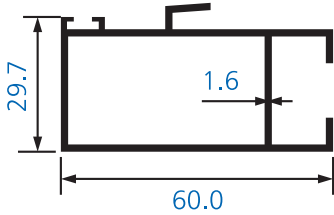
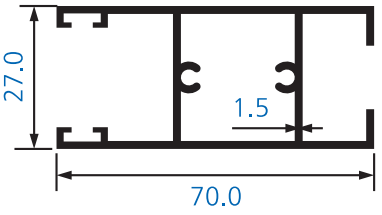
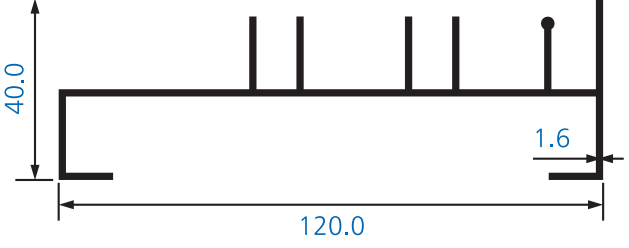
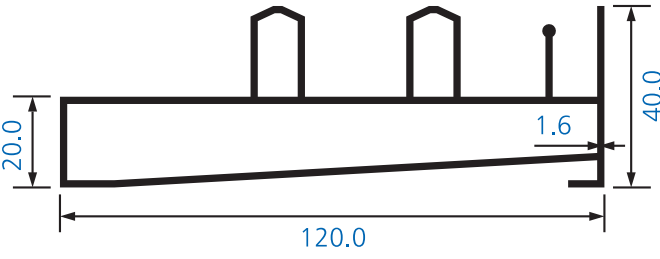
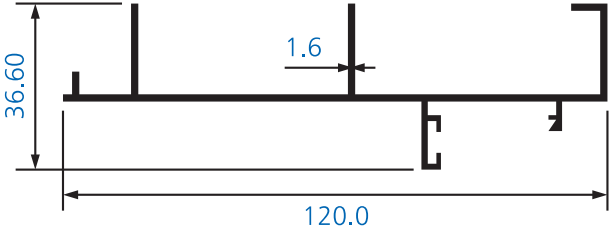
OPTION-02

<p>D-3095 0.935 KG./M.</p> <p style="text-align: center;">FRAME-BOTTOM</p>	<p>D-3136 1.034 KG./M.</p> <p style="text-align: center;">SHUTTER-HANDLE</p>
<p>D-3139 1.170 KG./M.</p> <p style="text-align: center;">SHUTTER-INTERLOCK</p>	<p>D-3283 1.105 KG./M.</p> <p style="text-align: center;">SHUTTER-HANDLE</p>
<p>D-3282 1.108 KG./M.</p> <p style="text-align: center;">SHUTTER-INTERLOCK</p>	<p>D-3254 1.360 KG./M.</p> <p style="text-align: center;">HORIZONTAL-DIVIDER</p>

ALL DIMENSIONS ARE IN MM

2 Track Wiremesh Sliding Door - SLD 27

OPTION-03

<p>D-2689 0.665 KG./M.</p> <p style="text-align: center;">SHUTTER-DIVIDER</p> 	<p>D-1115 0.321 KG./M.</p> <p style="text-align: center;">SHUTTER-WIREMESH</p> 
<p>D-2687 0.840 KG./M.</p> <p style="text-align: center;">SHUTTER-HANDLE</p> 	<p>D-2694 0.901 KG./M.</p> <p style="text-align: center;">SHUTTER-INTERLOCK</p> 
<p>D-2688 0.965 KG./M.</p> <p style="text-align: center;">SHUTTER-TOP & BOTTOM</p> 	<p>D-2690 1.290 KG./M.</p> <p style="text-align: center;">FRAME-SIDE & TOP</p> 
<p>D-2691 1.875 KG./M.</p> <p style="text-align: center;">FRAME-BOTTOM</p> 	<p>D-2692 1.0100 KG./M.</p> <p style="text-align: center;">ADD ON-FOR FIXED</p> 

ALL DIMENSIONS ARE IN MM

2 Track Wiremesh Sliding Door - SLD 27

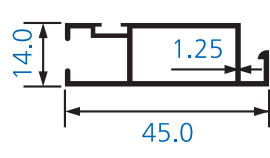
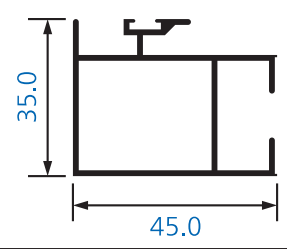
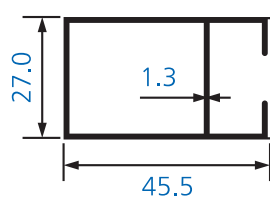
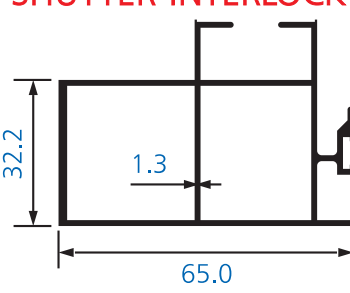
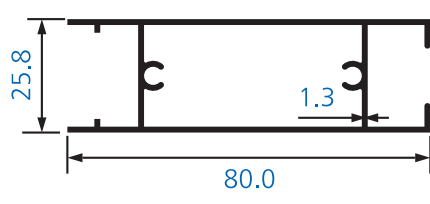
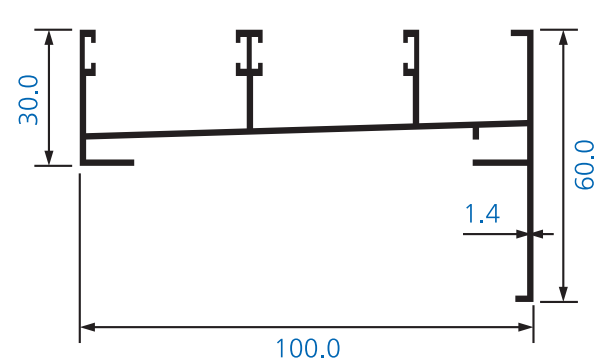
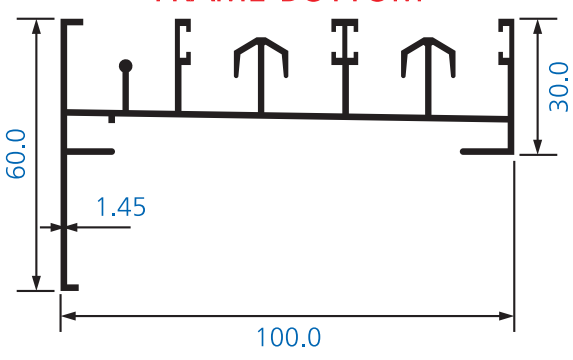
OPTION-04

<p>D-2689 0.665 KG./M.</p> <p style="text-align: center;">SHUTTER-DIVIDER</p>	<p>D-559 0.405 KG./M.</p> <p style="text-align: center;">SHUTTER-WIREMESH</p>
<p>D-2687 0.840 KG./M.</p> <p style="text-align: center;">SHUTTER-HANDLE</p>	<p>D-2694 0.901 KG./M.</p> <p style="text-align: center;">SHUTTER-INTERLOCK</p>
<p>D-2688 0.965 KG./M.</p> <p style="text-align: center;">SHUTTER-TOP & BOTTOM</p>	<p>D-2759 2.219 KG./M.</p> <p style="text-align: center;">FRAME-BOTTOM</p>
<p>D-2760 2.100 KG./M.</p> <p style="text-align: center;">FRAME-SIDE & TOP</p>	<p>D-2762 0.620 KG./M.</p> <p style="text-align: center;">ADD ON-FOR FIXED</p>

ALL DIMENSIONS ARE IN MM

2 Track Wiremesh Sliding Door - SLD 27

OPTION-05

<p>D-559 0.405 KG./M.</p> <p style="text-align: center;">SHUTTER-WIREMESH</p> 	<p>D-596 0.660 KG./M.</p> <p style="text-align: center;">SHUTTER-INTERLOCK</p> 
<p>D-595 0.544 KG./M.</p> <p style="text-align: center;">SHUTTER-HANDLE</p> 	<p>D-3946 1.028 KG./M.</p> <p style="text-align: center;">SHUTTER-INTERLOCK</p> 
<p>D-600 0.856 KG./M.</p> <p style="text-align: center;">SHUTTER-TOP & BOTTOM</p> 	<p>D-1193 1.077 KG./M.</p> <p style="text-align: center;">FRAME-SIDE & TOP</p> 
<p style="text-align: center;">D-1194 1.470 KG./M.</p> <p style="text-align: center;">FRAME-BOTTOM</p> 	

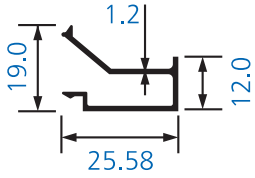
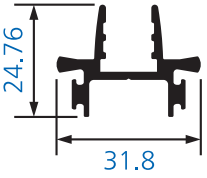
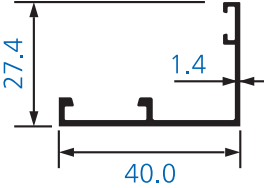
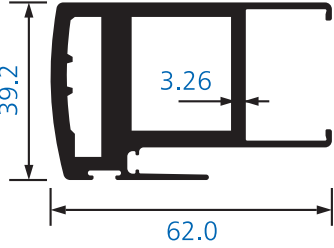
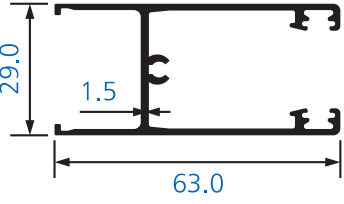
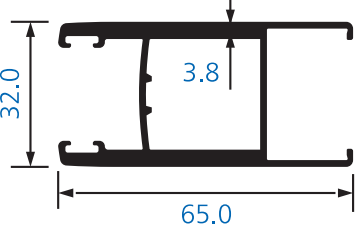
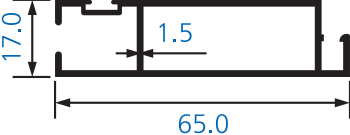
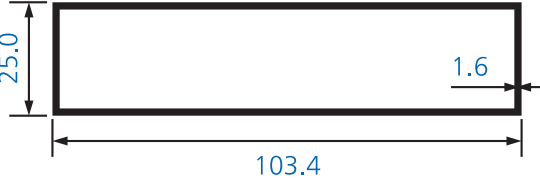
ALL DIMENSIONS ARE IN MM

Sliding Door - SLD 32

		2 Track	3 Track
		Wiremesh	Wiremesh
Sl.	Description	Opt.-01	Opt.-01
1	Frame - Side	D-4745	D-4750
		D-4746	D-4751
2	Frame - Top	D-4747	D-4758
3	Frame - Bottom	D-4748	D-4759
4	Shutter - Handle	D-4752	D-4752
5	Shutter - Interlock	D-4753	D-4753
6	Shutter - Top	D-4754	D-4754
7	Shutter - Bottom	D-4754	D-4754
8	Shutter - Wiremesh	D-4776	D-4776
9	Horizontal Divider	B-1011	B-1010
10	Beading / Clip	D-4740	D-4740
11	Add On Clip	D-4775	D-4774
		D-4779	D-4732
		D-4732	D-4779

2 Track Wiremesh Sliding Door - SLD 32

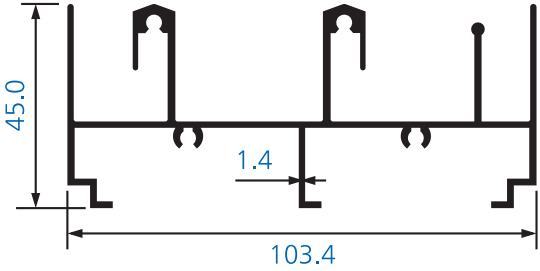
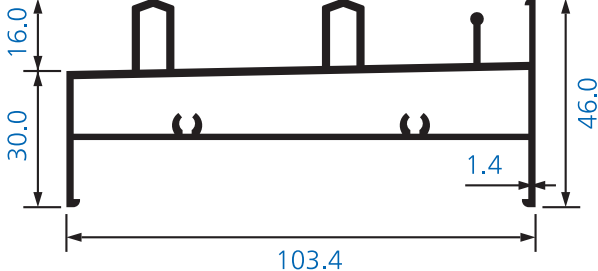
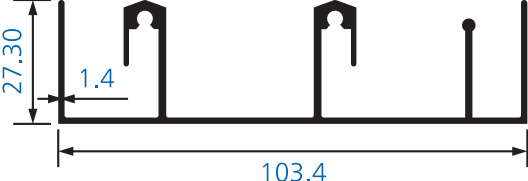
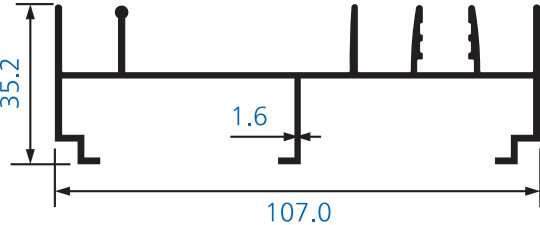
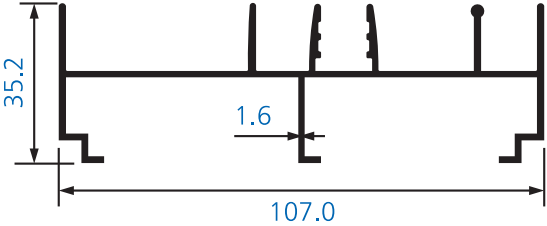
OPTION-01

<p>D-4740 0.212 KG./M.</p> <p style="text-align: center;">BEADING</p> 	<p>D-4779 0.490 KG./M.</p> <p style="text-align: center;">ADD ON</p> 
<p>D-4732 0.313 KG./M.</p> <p style="text-align: center;">ADD ON-CLIP</p> 	<p>D-4753 2.105 KG./M.</p> <p style="text-align: center;">SHUTTER-INTERLOCK</p> 
<p>D-4754 0.778 KG./M.</p> <p style="text-align: center;">SHUTTER-TOP & BOTTOM</p> 	<p>D-4752 1.323 KG./M.</p> <p style="text-align: center;">SHUTTER-HANDLE</p> 
<p>D-4776 0.694 KG./M.</p> <p style="text-align: center;">SHUTTER-WIREMESH</p> 	<p>D-1011 1.082 KG./M.</p> <p style="text-align: center;">HORIZONTAL-DIVIDER</p> 

ALL DIMENSIONS ARE IN MM

2 Track Wiremesh Sliding Door - SLD 32

OPTION-01

<p>D-4747 1.517 KG./M.</p> <p style="text-align: center;">FRAME-TOP</p> 	<p>D-4748 1.666 KG./M.</p> <p style="text-align: center;">FRAME-BOTTOM</p> 
<p>D-4775 1.139 KG./M.</p> <p style="text-align: center;">ADD ON-CLIP</p> 	<p>D-4745 1.127 KG./M.</p> <p style="text-align: center;">FRAME-SIDE</p> 
<p style="text-align: center;">D-4746 1.127 KG./M.</p> <p style="text-align: center;">FRAME-SIDE</p> 	

ALL DIMENSIONS ARE IN MM

3 Track Wiremesh Sliding Door - SLD 32

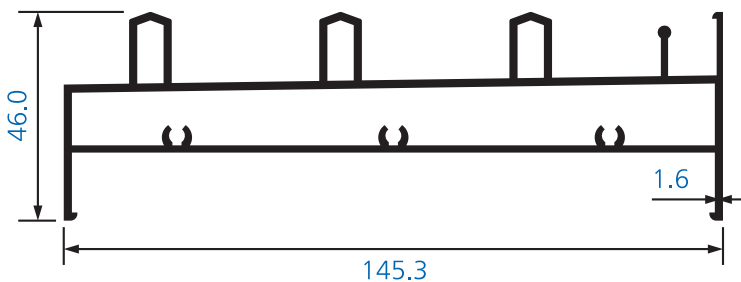
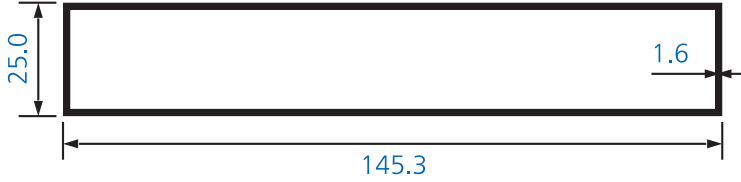
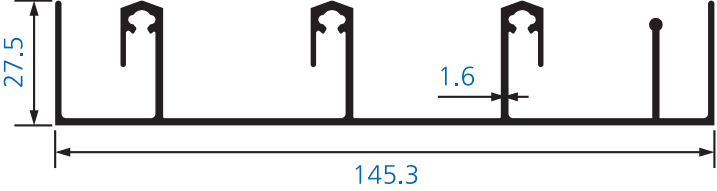
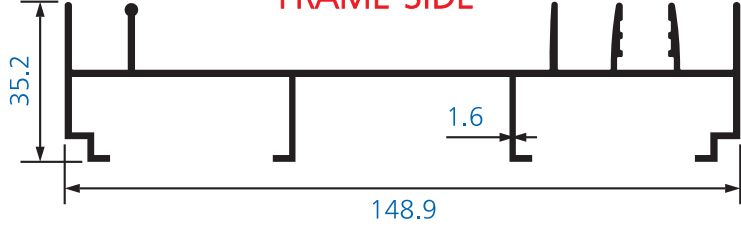
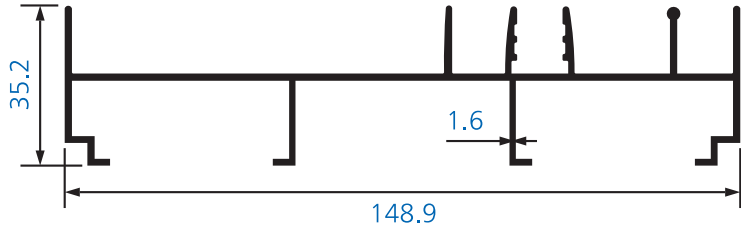
OPTION-01

<p>D-4740 0.212 KG./M.</p> <p>BEADING</p>	<p>D-4779 0.490 KG./M.</p> <p>ADD ON</p>	<p>D-4732 0.313 KG./M.</p> <p>ADD ON-CLIP</p>
<p>D-4753 2.105 KG./M.</p> <p>SHUTTER-INTERLOCK</p>	<p>D-4754 0.778 KG./M.</p> <p>SHUTTER-TOP & BOTTOM</p>	
<p>D-4752 1.323 KG./M.</p> <p>SHUTTER-HANDLE</p>	<p>D-4776 0.694 KG./M.</p> <p>SHUTTER-WIREMESH</p>	
<p>D-4758 2.066 KG./M.</p> <p>FRAME-TOP</p>		

ALL DIMENSIONS ARE IN MM

3 Track Wiremesh Sliding Door - SLD 32

OPTION-01

<p>D-4759 2.331 KG./M.</p> <p style="text-align: center;">FRAME-BOTTOM</p> 
<p>B-1010 1.620 KG./M.</p> <p style="text-align: center;">HORIZONTAL-DIVIDER</p> 
<p>D-4774 1.577 KG./M.</p> <p style="text-align: center;">ADD ON-CLIP</p> 
<p>D-4750 1.450 KG./M.</p> <p style="text-align: center;">FRAME-SIDE</p> 
<p>D-4751 1.450 KG./M.</p> <p style="text-align: center;">FRAME-SIDE</p> 

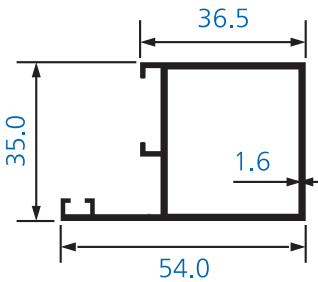
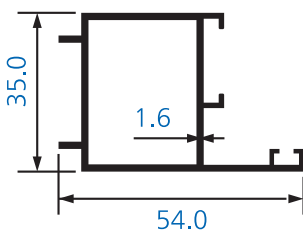
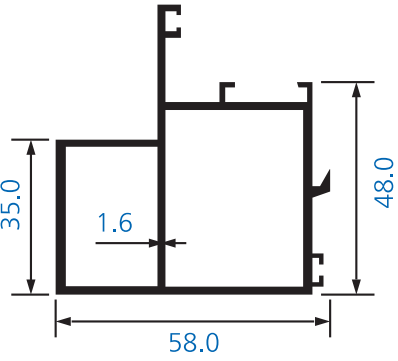
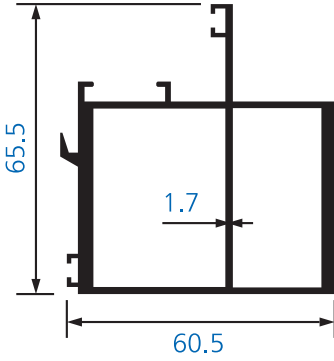
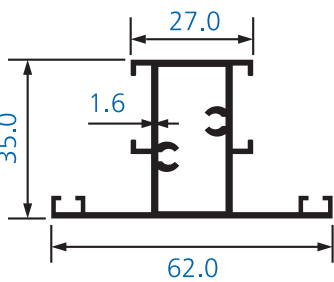
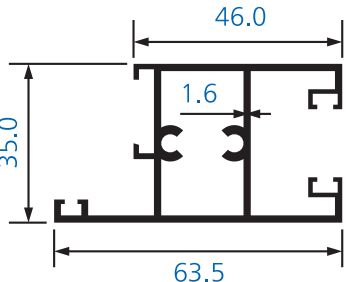
ALL DIMENSIONS ARE IN MM

Sliding Door - SLD 35

		2 Track		3 Track	4 Track
Sl.	Description	Opt.-01	Opt.-02	Opt.-01	Opt.-01
1	Frame - Side	D-4527	D-4304	D-4524	D-3866
					D-3867
2	Frame - For Fixed	D-4528	D-4287	D-4525	
3	Frame - Top	D-4378	D-4300	D-4526	D-3863
4	Frame - Bottom	D-3856	D-4297	D-4416	D-3865
5	Shutter - Handle	D-4383	D-4298	D-4383	D-3900
		D-4298			D-3907
6	Shutter - Interlock	D-4387	D-4299	D-4387	D-3901
		D-4299		D-4434	D-3903
					D-3905
					D-3908
7	Shutter - Top	D-4386	D-4386	D-4386	D-3899
8	Shutter - Bottom	D-4386	D-4386	D-4386	D-3899
9	Shutter - Fixed Top & Bottom	D-3818	D-4301	D-3818	D-3818
		D-4301			
10	Shutter - Handle Meeting	D-4388	D-4303		
		D-4303			
11	Shutter - Interlock for Fixed	D-4381	D-4302	D-4302	D-3902
		D-4302			D-3909
12	Divider	D-3822	D-3822		
13	Divider -Vertical	D-4833			
14	Add On			D-4519	D-3862
					D-3864
					D-3878

2 Track Sliding Door - SLD 35

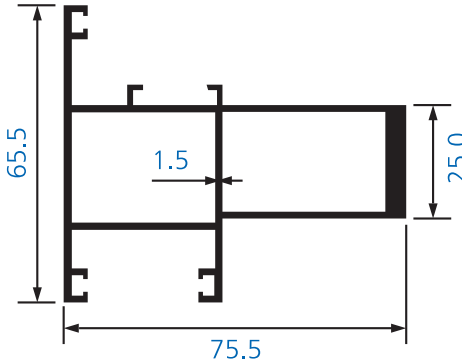
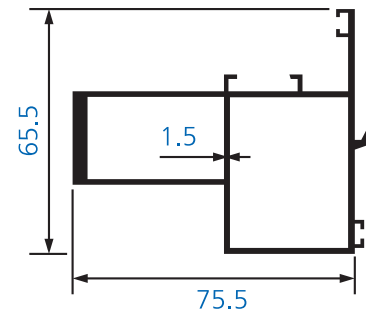
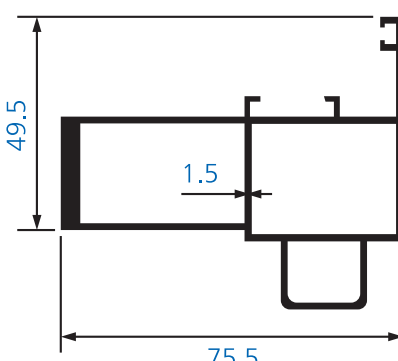
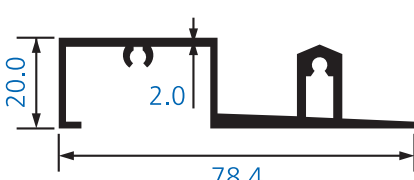
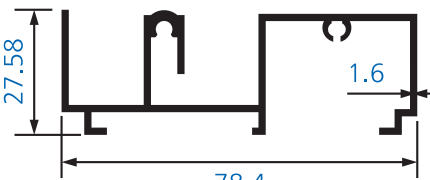
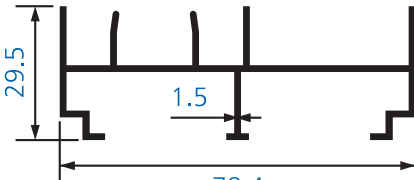
OPTION-01

<p>D-3818 0.712 KG./M.</p> <p>SHUTTER-FIXED TOP & BOTTOM</p> 	<p>D-4301 0.712 KG./M.</p> <p>SHUTTER-FIXED TOP & BOTTOM</p> 
<p>D-4381 1.415 KG./M.</p> <p>SHUTTER-INTERLOCK FOR FIXED</p> 	<p>D-4302 1.615 KG./M.</p> <p>SHUTTER-INTERLOCK FOR FIXED</p> 
<p>D-3822 0.818 KG./M.</p> <p>DIVIDER</p> 	<p>D-4386 1.037 KG./M.</p> <p>SHUTTER-TOP & BOTTOM</p> 

ALL DIMENSIONS ARE IN MM

2 Track Sliding Door - SLD 35

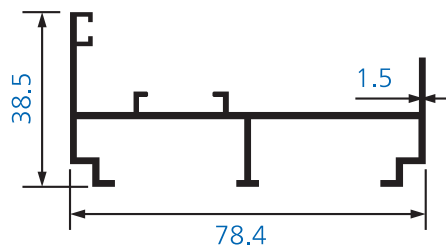
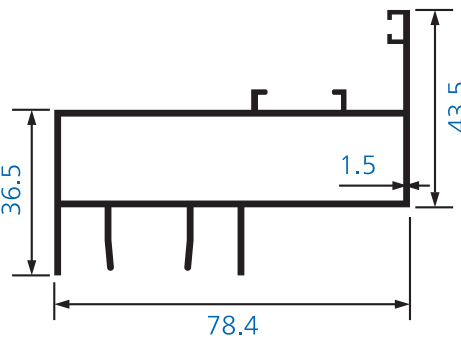
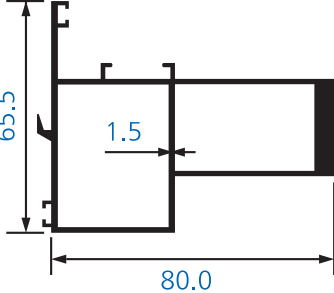
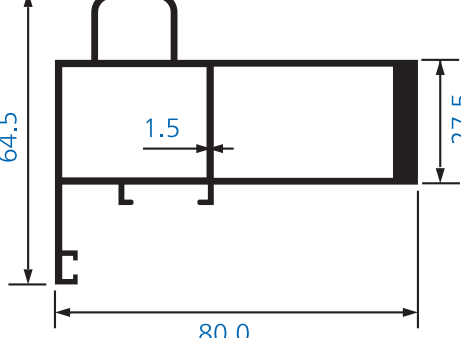
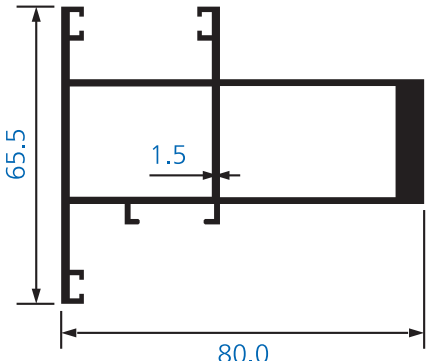
OPTION-01

<p>D-4383 1.535KG./M.</p> <p style="text-align: center;">SHUTTER-HANDLE</p> 	<p>D-4387 1.470 KG./M.</p> <p style="text-align: center;">SHUTTER-INTERLOCK</p> 
<p>D-4388 1.460 KG./M.</p> <p style="text-align: center;">SHUTTER-HANDLE MEETING</p> 	<p>D-3856 0.920 KG./M.</p> <p style="text-align: center;">FRAME-BOTTOM</p> 
<p>D-4378 0.951 KG./M.</p> <p style="text-align: center;">FRAME-TOP</p> 	<p>D-4527 0.840 KG./M.</p> <p style="text-align: center;">FRAME-SIDE</p> 

ALL DIMENSIONS ARE IN MM

2 Track Sliding Door - SLD 35

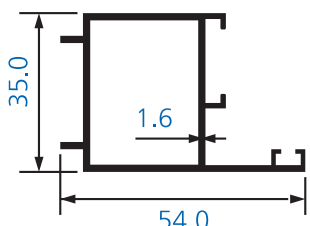
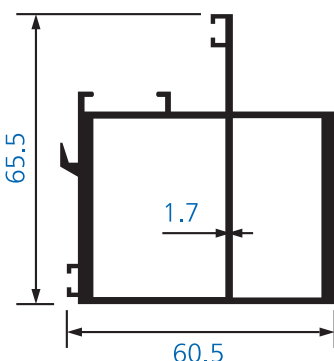
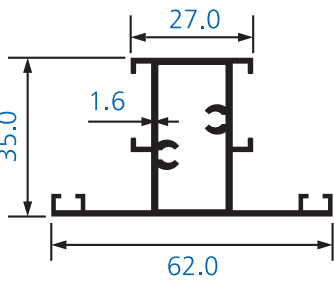
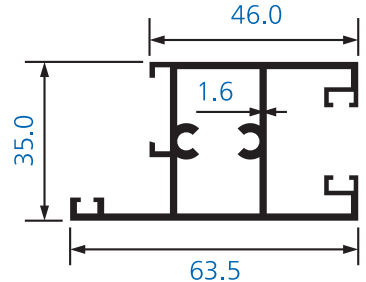
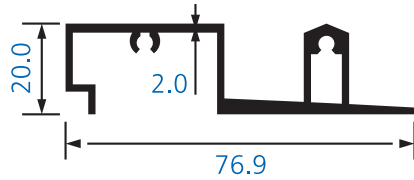
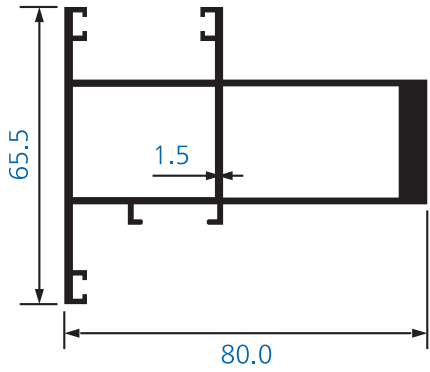
OPTION-01

<p>D-4528 0.815 KG./M.</p> <p style="text-align: center;">FRAME-SIDE</p>  <p>Dimensions: 38.5 (height), 78.4 (width), 1.5 (thickness)</p>	<p>D-4833 1.789 KG./M.</p> <p style="text-align: center;">VERTICAL-DIVIDER</p>  <p>Dimensions: 36.5 (height), 78.4 (width), 43.5 (total height), 1.5 (thickness)</p>
<p>D-4299 1.685 KG./M.</p> <p style="text-align: center;">SHUTTER-INTERLOCK</p>  <p>Dimensions: 65.5 (height), 80.0 (width), 1.5 (thickness)</p>	<p>D-4303 1.582 KG./M.</p> <p style="text-align: center;">SHUTTER-HANDLE MEETING</p>  <p>Dimensions: 64.5 (height), 80.0 (width), 27.5 (handle height), 1.5 (thickness)</p>
<p style="text-align: center;">D-4298 1.725 KG./M.</p> <p style="text-align: center;">SHUTTER-HANDLE</p>  <p>Dimensions: 65.5 (height), 80.0 (width), 1.5 (thickness)</p>	

ALL DIMENSIONS ARE IN MM

2 Track Sliding Door - SLD 35

OPTION-02

<p>D-4301 0.712 KG./M.</p> <p style="text-align: center;">SHUTTER-FIXED TOP & BOTTOM</p> 	<p>D-4302 1.615 KG./M.</p> <p style="text-align: center;">SHUTTER-INTERLOCK FOR FIXED</p> 
<p>D-3822 0.818 KG./M.</p> <p style="text-align: center;">DIVIDER</p> 	<p>D-4386 1.037 KG./M.</p> <p style="text-align: center;">SHUTTER-TOP & BOTTOM</p> 
<p>D-4297 0.910 KG./M.</p> <p style="text-align: center;">FRAME-BOTTOM</p> 	<p>D-4298 1.725 KG./M.</p> <p style="text-align: center;">SHUTTER-HANDLE</p> 

ALL DIMENSIONS ARE IN MM

2 Track Sliding Door - SLD 35

OPTION-02

<p>D-4299 1.685 KG./M.</p> <p style="text-align: center;">SHUTTER-INTERLOCK</p>	<p>D-4303 1.582 KG./M.</p> <p style="text-align: center;">SHUTTER-HANDLE MEETING</p>
<p>D-4287 1.340 KG./M.</p> <p style="text-align: center;">FRAME-FOR FIXED</p>	<p>D-4300 1.110 KG./M.</p> <p style="text-align: center;">FRAME-TOP</p>
<p style="text-align: center;">D-4304 1.315 KG./M.</p> <p style="text-align: center;">FRAME-SIDE</p>	

ALL DIMENSIONS ARE IN MM

3 Track Sliding Door - SLD 35

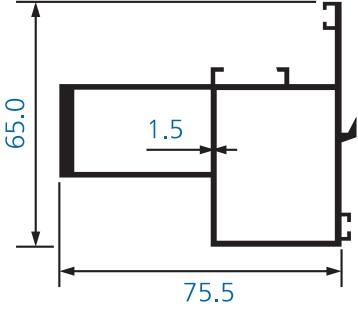
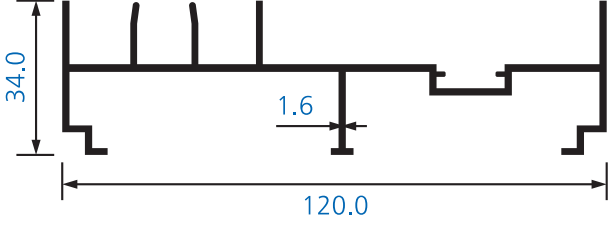
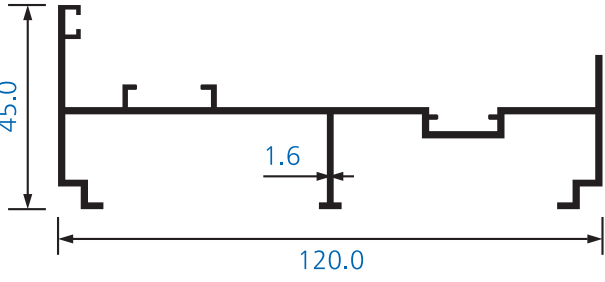
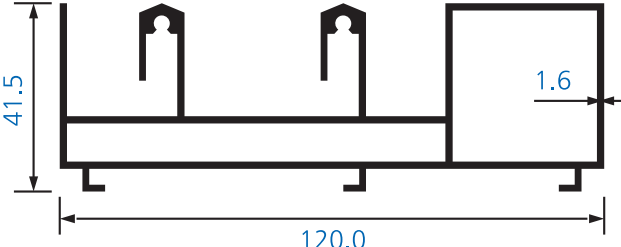
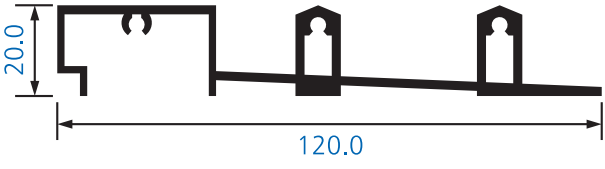
OPTION-01

<p>D-4519 0.068 KG./M.</p> <p style="text-align: center;">ADD ON</p>	<p>D-3818 0.712 KG./M.</p> <p style="text-align: center;">SHUTTER-FIXED TOP & BOTTOM</p>
<p>D-4386 1.037 KG./M.</p> <p style="text-align: center;">SHUTTER-TOP & BOTTOM</p>	<p>D-4302 1.615 KG./M.</p> <p style="text-align: center;">SHUTTER-INTERLOCK FOR FIXED</p>
<p>D-4434 1.617 KG./M.</p> <p style="text-align: center;">SHUTTER-INTERLOCK</p>	<p>D-4383 1.535KG./M.</p> <p style="text-align: center;">SHUTTER-HANDLE</p>

ALL DIMENSIONS ARE IN MM

3 Track Sliding Door - SLD 35

OPTION-01

<p>D-4387 1.470 KG./M.</p> <p style="text-align: center;">SHUTTER-INTERLOCK</p> 	<p>D-4524 1.211 KG./M.</p> <p style="text-align: center;">FRAME-SIDE</p> 
<p>D-4525 1.143 KG./M.</p> <p style="text-align: center;">FRAME-SIDE FOR FIXED</p> 	<p>D-4526 2.054G./M.</p> <p style="text-align: center;">FRAME-TOP</p> 
<p style="text-align: center;">D-4416 1.423 KG./M.</p> <p style="text-align: center;">FRAME-BOTTOM</p> 	

ALL DIMENSIONS ARE IN MM

4 Track Sliding Door - SLD 35

OPTION-01

<p>D-3862 0.613 KG./M.</p> <p style="text-align: center; color: red;">ADD ON</p>	<p>D-3864 0.486 KG./M.</p> <p style="text-align: center; color: red;">ADD ON</p>	<p>D-3878 0.371 KG./M.</p> <p style="text-align: center; color: red;">ADD ON</p>																									
<p>D-3818 0.712 KG./M.</p> <p style="text-align: center; color: red;">SHUTTER-FIXED TOP & BOTTOM</p>	<p style="text-align: center; color: red;">SHUTTER-INTERLOCK FOR FIXED</p>																										
<p>D-3899 1.050 KG./M.</p> <p style="text-align: center; color: red;">SHUTTER-TOP & BOTTOM</p>	<table border="1" style="width:100%; border-collapse: collapse; text-align: center;"> <thead> <tr style="background-color: #e0e0e0;"> <th>Sec. No.</th> <th>A</th> <th>B</th> <th>C</th> <th>D</th> <th>KG./M</th> </tr> </thead> <tbody> <tr> <td>D-3902</td> <td>65.00</td> <td>63.00</td> <td>43.50</td> <td>2.70</td> <td>1.763</td> </tr> <tr> <td>D-3909</td> <td>65.00</td> <td>63.00</td> <td>43.50</td> <td>3.90</td> <td>1.893</td> </tr> </tbody> </table>		Sec. No.	A	B	C	D	KG./M	D-3902	65.00	63.00	43.50	2.70	1.763	D-3909	65.00	63.00	43.50	3.90	1.893							
Sec. No.	A	B	C	D	KG./M																						
D-3902	65.00	63.00	43.50	2.70	1.763																						
D-3909	65.00	63.00	43.50	3.90	1.893																						
<p>D-3900 2.043 KG./M.</p> <p style="text-align: center; color: red;">SHUTTER-HANDLE</p>	<p style="text-align: center; color: red;">SHUTTER-INTERLOCK</p>																										
		<table border="1" style="width:100%; border-collapse: collapse; text-align: center;"> <thead> <tr style="background-color: #e0e0e0;"> <th>Sec. No.</th> <th>A</th> <th>B</th> <th>C</th> <th>D</th> <th>KG./M</th> </tr> </thead> <tbody> <tr> <td>D-3901</td> <td>85.00</td> <td>63.00</td> <td>27.50</td> <td>5.60</td> <td>2.046</td> </tr> <tr> <td>D-3905</td> <td>85.00</td> <td>63.00</td> <td>27.50</td> <td>1.80</td> <td>1.496</td> </tr> <tr> <td>D-3908</td> <td>85.00</td> <td>63.00</td> <td>27.50</td> <td>8.00</td> <td>2.249</td> </tr> </tbody> </table>		Sec. No.	A	B	C	D	KG./M	D-3901	85.00	63.00	27.50	5.60	2.046	D-3905	85.00	63.00	27.50	1.80	1.496	D-3908	85.00	63.00	27.50	8.00	2.249
Sec. No.	A	B	C	D	KG./M																						
D-3901	85.00	63.00	27.50	5.60	2.046																						
D-3905	85.00	63.00	27.50	1.80	1.496																						
D-3908	85.00	63.00	27.50	8.00	2.249																						

ALL DIMENSIONS ARE IN MM

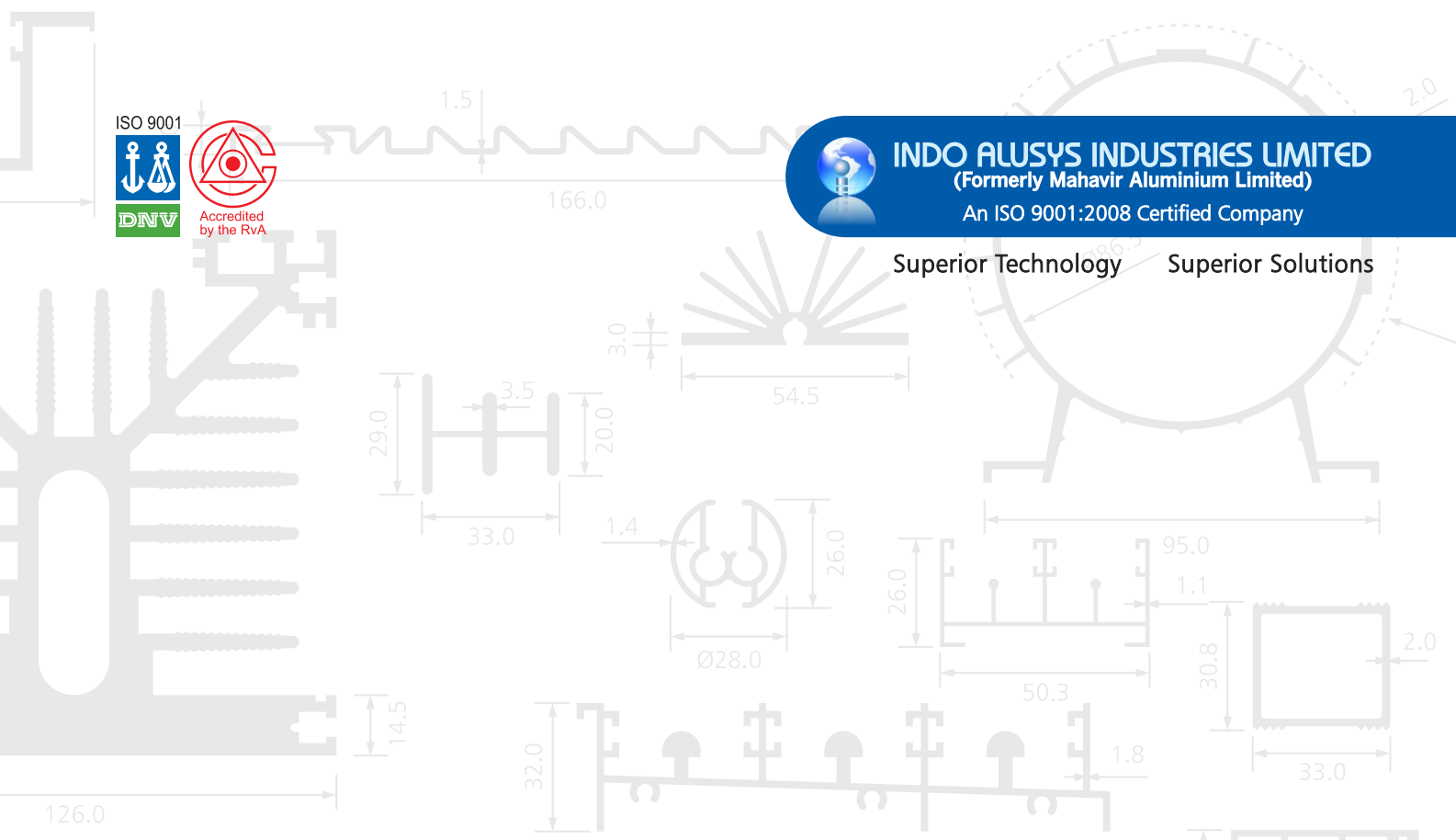
4 Track Sliding Door - SLD 35

OPTION-01

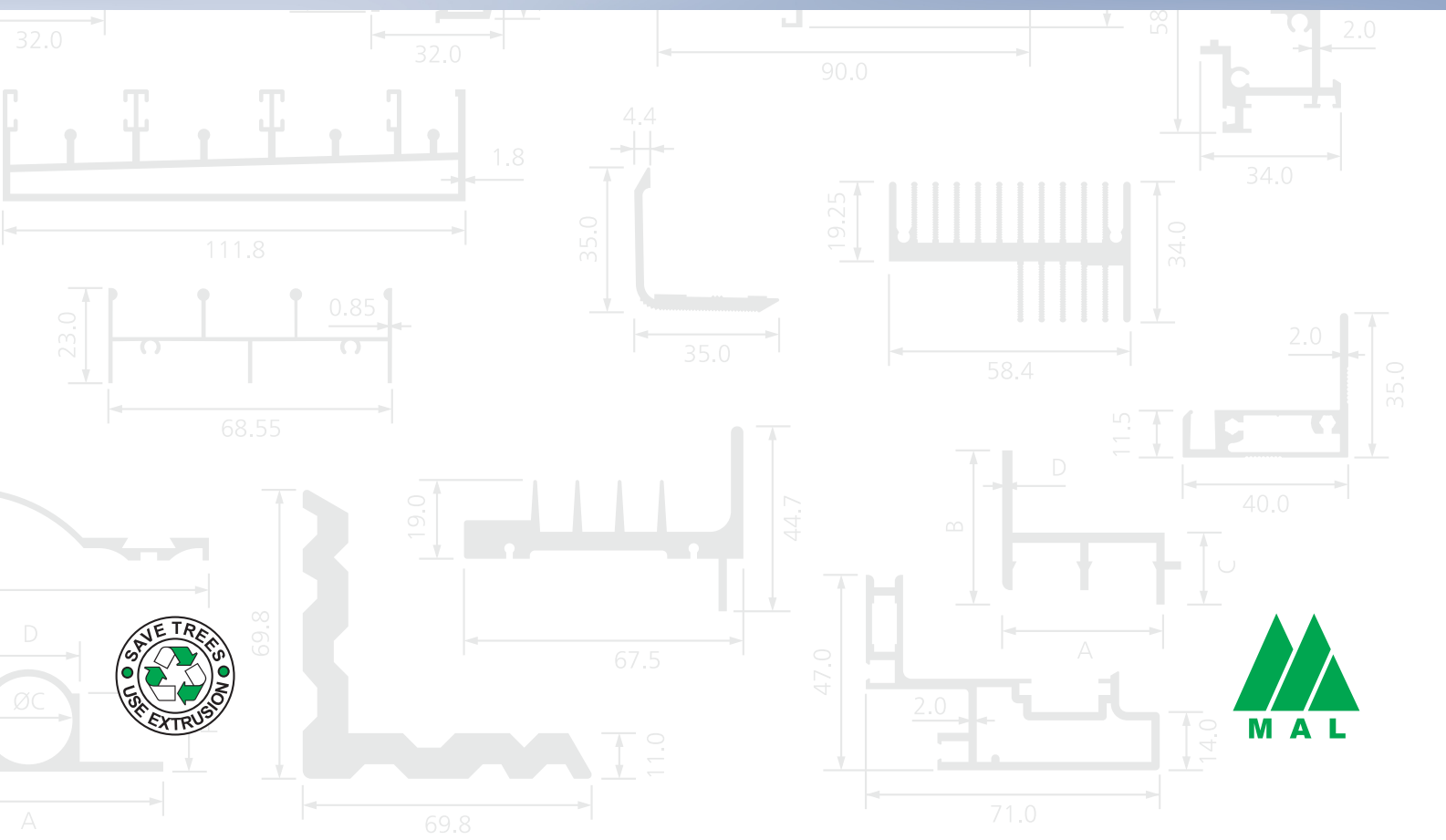
<p>D-3903 2.154 KG./M.</p> <p>SHUTTER-INTERLOCK</p>	<p>D-3907 2.330 KG./M.</p> <p>SHUTTER-HANDLE</p>
<p>D-3863 1.390 KG./M.</p> <p>FRAME-TOP</p>	<p>D-3865 1.480 KG./M.</p> <p>FRAME-BOTTOM</p>
<p>D-3866 0.999 KG./M.</p> <p>FRAME-SIDE</p>	
<p>D-3867 0.862 KG./M.</p> <p>FRAME-SIDE</p>	

ALL DIMENSIONS ARE IN MM

ISO 9001



CASEMENT DOOR SERIES





Casement Door - CSD 31

Sl.	Description	Opt-01	Opt-02	Opt-03
1	Frame	D-3983	D-2539	D-2540
		D-4069		
2	Mullion	D-3984	D-2536	D-2544
		D-4068	D-2774	
3	Shutter - Side & Top	D-2773	D-2773	D-2773
4	Shutter - Bottom	D-2535	D-2535	D-2535
5	Divider	D-2537	D-2537	D-2537
6	Beading	D-2565	D-2565	D-2565
				D-1178
7	Add On	D-2543	D-2543	D-2543
		D-2589	D-2589	D-2589



Casement Door - CSD 31

OPTION-01

<p>D-2565 0.200 KG./M.</p> <p>BEADING</p>	<p>D-2543 0.251 KG./M.</p> <p>ADD ON</p>	<p>D-2589 0.372 KG./M.</p> <p>ADD ON</p>
<p>D-2537 0.804 KG./M.</p> <p>DIVIDER</p>	<p>D-2773 0.960 KG./M.</p> <p>SHUTTER- SIDE & TOP</p>	<p>D-3983 0.651 KG./M.</p> <p>FRAME</p>
<p>D-3984 0.988 KG./M.</p> <p>MULLION</p>	<p>D-2535 1.095 KG./M.</p> <p>SHUTTER-BOTTOM</p>	
<p>D-4068 1.653 KG./M.</p> <p>MULLION</p>	<p>D-4069 1.442 KG./M.</p> <p>FRAME</p>	

ALL DIMENSIONS ARE IN MM

Casement Door - CSD 31

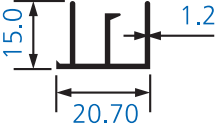
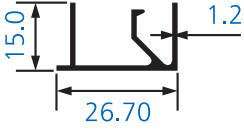

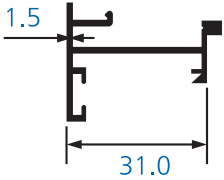
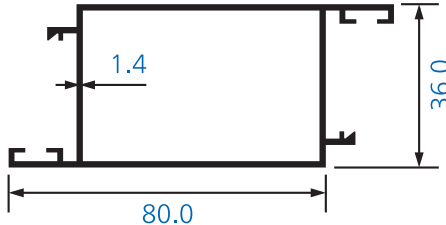
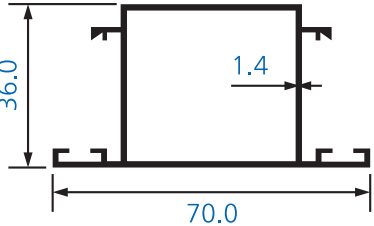
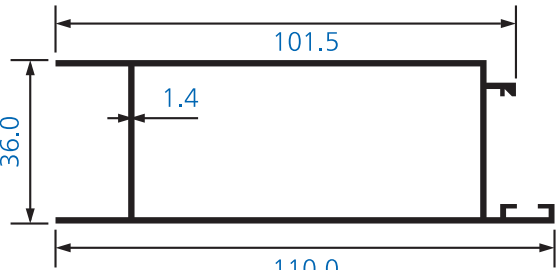
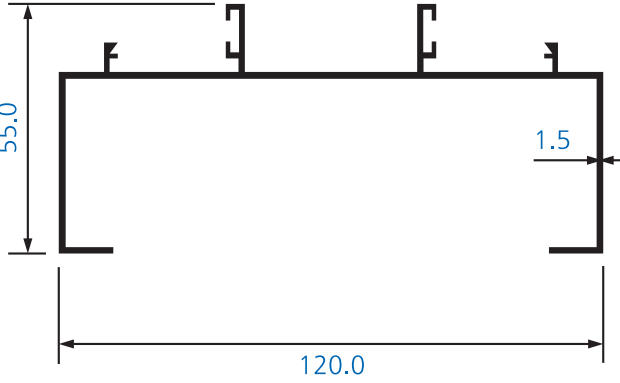
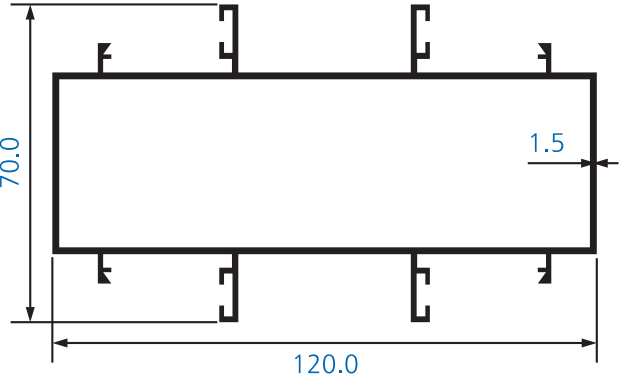
OPTION-02

<p>D-2565 0.200 KG./M.</p> <p>BEADING</p>	<p>D-2543 0.251 KG./M.</p> <p>ADD ON</p>	<p>D-2589 0.372 KG./M.</p> <p>ADD ON</p>
<p>D-2537 0.804 KG./M.</p> <p>DIVIDER</p>	<p>D-2773 0.960 KG./M.</p> <p>SHUTTER- SIDE & TOP</p>	
<p>D-2535 1.095 KG./M.</p> <p>SHUTTER-BOTTOM</p>	<p>D-2536 1.580 KG./M.</p> <p>MULLION</p>	
<p>D-2539 1.060 KG./M.</p> <p>FRAME</p>	<p>D-2774 1.958 KG./M.</p> <p>MULLION</p>	

ALL DIMENSIONS ARE IN MM

Casement Door - CSD 31

OPTION-03

<p>D-2565 0.200 KG./M.</p> <p>BEADING</p> 	<p>D-1178 0.220 KG./M.</p> <p>BEADING</p> 	<p>D-2543 0.251 KG./M.</p> <p>ADD ON</p> 
<p>D-2589 0.372 KG./M.</p> <p>ADD ON</p> 	<p>D-2773 0.960 KG./M.</p> <p>SHUTTER- SIDE & TOP</p> 	
<p>D-2537 0.804 KG./M.</p> <p>DIVIDER</p> 	<p>D-2535 1.095 KG./M.</p> <p>SHUTTER-BOTTOM</p> 	
<p>D-2540 1.195 KG./M.</p> <p>FRAME</p> 	<p>D-2544 1.840 KG./M.</p> <p>MULLION</p> 	

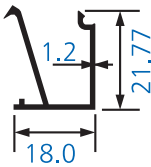
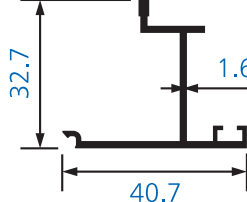
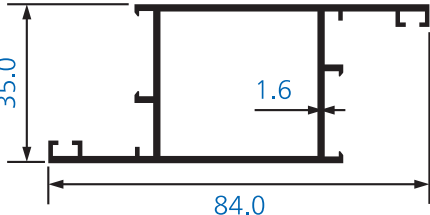
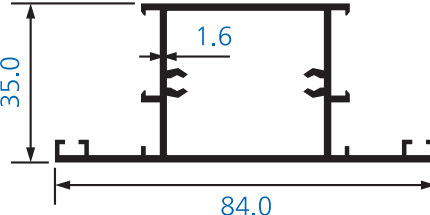
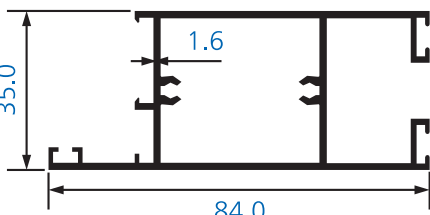
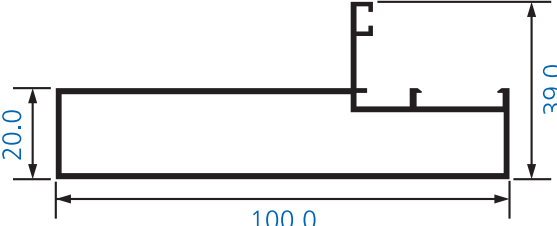
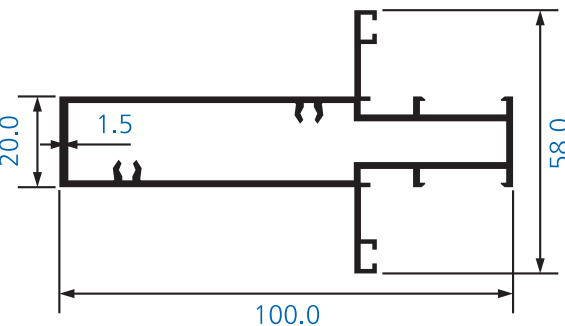
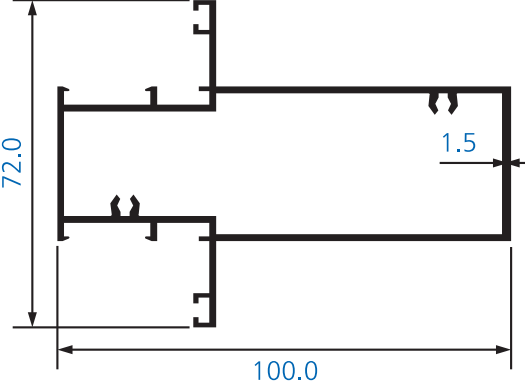
ALL DIMENSIONS ARE IN MM

Casement Door - CSD 35

Sl.	Description	Opt-01	Opt-02	Opt-03	Wiremesh Opt-1
1	Frame	D-3985	D-3709	D-4132	D-4583
2	Mullion	D-3986	D-3710	D-4131	D-4584
		D-4046	D-3712		D-4586
3	Shutter - Side & Top	D-3726	D-3726	D-3839	D-4546
					D-4585
4	Shutter - Bottom	D-3987	D-3728	D-3841	D-3841
					D-4582
5	Divider	D-3727	D-3727	D-3883	
6	Beading	D-3724	D-3724	D-3913	
7	Add On	D-3988	D-3988	D-3988	
				D-4133	
				D-4134	

Casement Door - CSD 35

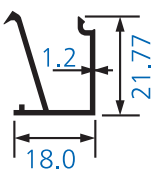
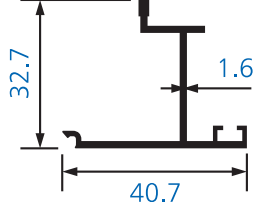
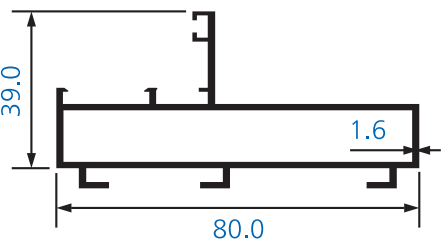
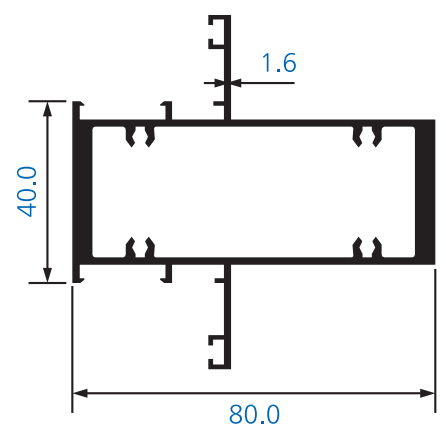
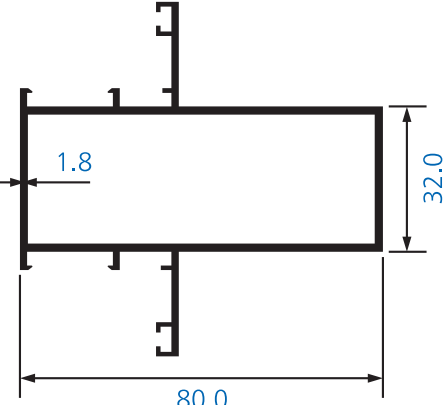
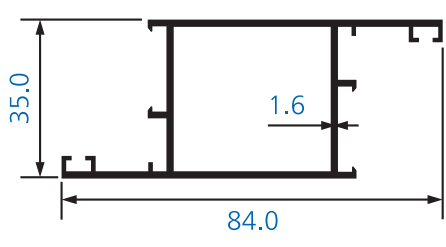
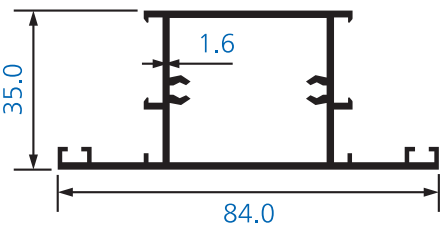
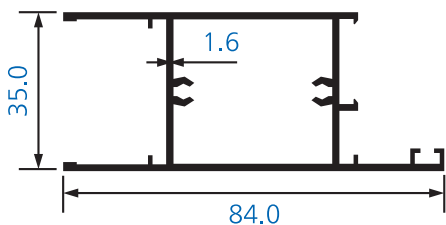
OPTION-01

<p>D-3724 0.216 KG./M.</p> <p>BEADING</p> 	<p>D-3988 0.400 KG./M.</p> <p>ADD ON</p> 
<p>D-3726 0.940 KG./M.</p> <p>SHUTTER-SIDE & TOP</p> 	<p>D-3727 1.018 KG./M.</p> <p>DIVIDER</p> 
<p>D-3987 1.170 KG./M.</p> <p>SHUTTER-BOTTOM</p> 	<p>D-3985 0.961 KG./M.</p> <p>FRAME</p> 
<p>D-3986 1.331 KG./M.</p> <p>MULLION</p> 	<p>D-4046 1.479 KG./M.</p> <p>MULLION</p> 

ALL DIMENSIONS ARE IN MM

Casement Door - CSD 35

OPTION-02

<p>D-3724</p> <p>0.216 KG./M.</p> <p>BEADING</p> 	<p>D-3988</p> <p>0.400 KG./M.</p> <p>ADD ON</p> 
<p>D-3709</p> <p>1.102 KG./M.</p> <p>FRAME</p> 	<p>D-3710</p> <p>1.875 KG./M.</p> <p>MULLION</p> 
<p>D-3712</p> <p>1.395 KG./M.</p> <p>MULLION</p> 	<p>D-3726</p> <p>0.940 KG./M.</p> <p>SHUTTER-SIDE & TOP</p> 
<p>D-3727</p> <p>1.018 KG./M.</p> <p>DIVIDER</p> 	<p>D-3728</p> <p>1.062 KG./M.</p> <p>SHUTTER-BOTTOM</p> 

ALL DIMENSIONS ARE IN MM

Casement Door - CSD 35

OPTION-03

<p>D-4134 0.065 KG./M.</p> <p>ADD ON</p>	<p>D-4133 0.152 KG./M.</p> <p>ADD ON</p>	<p>D-3913 0.211 KG./M.</p> <p>BEADING</p>
<p>D-3988 0.400 KG./M.</p> <p>ADD ON</p>	<p>D-3883 0.801 KG./M.</p> <p>DIVIDER</p>	
<p>D-3839 0.900 KG./M.</p> <p>SHUTTER-SIDE & TOP</p>	<p>D-3841 0.972 KG./M.</p> <p>SHUTTER-BOTTOM</p>	
<p>D-4131 1.574 KG./M.</p> <p>MULLION</p>	<p>D-4132 0.959 KG./M.</p> <p>FRAME</p>	

ALL DIMENSIONS ARE IN MM

Casement Door with Wiremesh - CSD 35

OPTION-01

<p>D-4546 0.967 KG./M.</p> <p style="text-align: center;">SHUTTER (TOP & SIDE)</p>	<p>D-4582 0.875 KG./M.</p> <p style="text-align: center;">SHUTTER - BOTTOM</p>
<p>D-3841 0.972 KG./M.</p> <p style="text-align: center;">SHUTTER - BOTTOM</p>	<p>D-4585 1.034 KG./M.</p> <p style="text-align: center;">SHUTTER (SIDE & TOP)</p>

ALL DIMENSIONS ARE IN MM

Casement Door with Wiremesh - CSD 35

OPTION-01

<p>D-4583</p>	<p>1.601 KG./M.</p> <p>FRAME</p>
<p>D-4584</p>	<p>2.390 KG./M.</p> <p>MULLION</p>
<p>D-4586</p>	<p>2.614 KG./M.</p> <p>MULLION</p>

ALL DIMENSIONS ARE IN MM



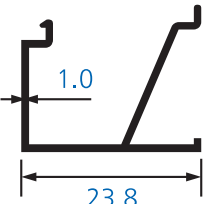
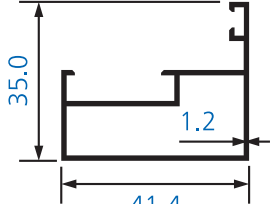
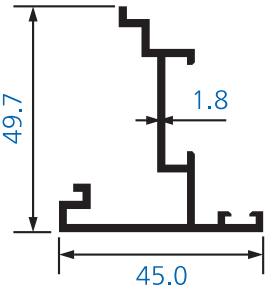
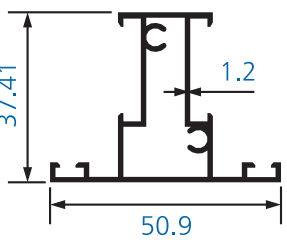
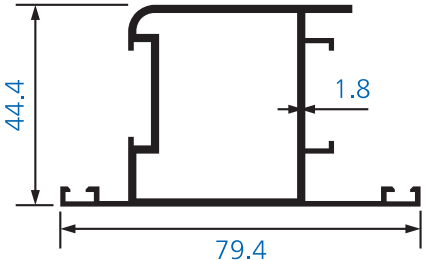
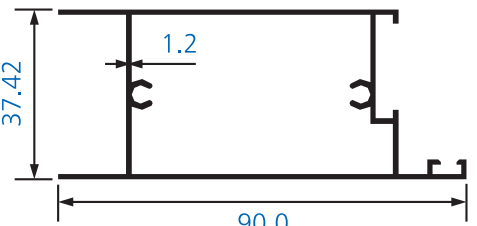
Casement Door - CSD 37.42

Sl.	Description	Opt-01
1	Frame	D-3101
2	Mullion	D-3091
3	Shutter - Side & Top	D-3102
4	Shutter - Bottom	D-3103
5	Beading	D-3092
6	Add On	D-3104



Casement Door - CSD 37.42

OPTION-01

<p>D-3092</p> <p>0.183 KG./M.</p> <p>BEADING</p> 	<p>D-3101</p> <p>0.499 KG./M.</p> <p>FRAME</p> 
<p>D-3104</p> <p>0.696 KG./M.</p> <p>ADD ON</p> 	<p>D-3091</p> <p>0.641 KG./M.</p> <p>MULLION</p> 
<p>D-3102</p> <p>1.100 KG./M.</p> <p>SHUTTER-SIDE & TOP</p> 	<p>D-3103</p> <p>0.909 KG./M.</p> <p>SHUTTER-BOTTOM</p> 

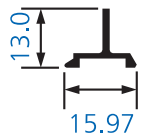
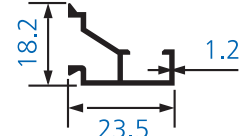
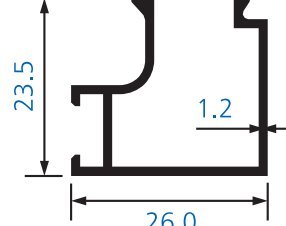
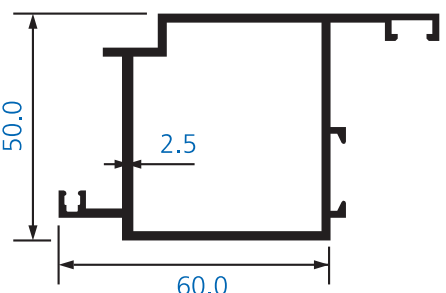
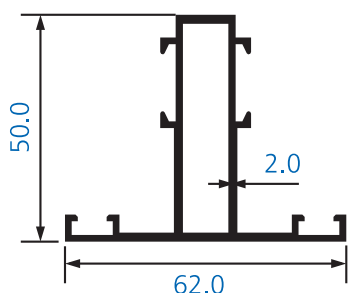
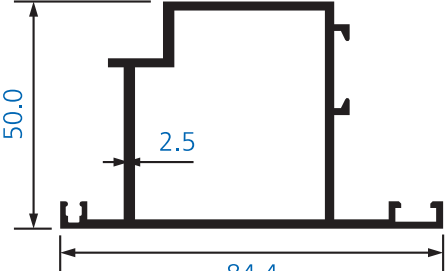
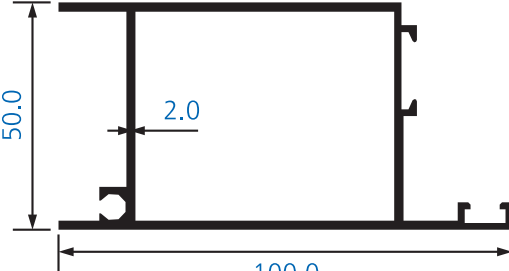
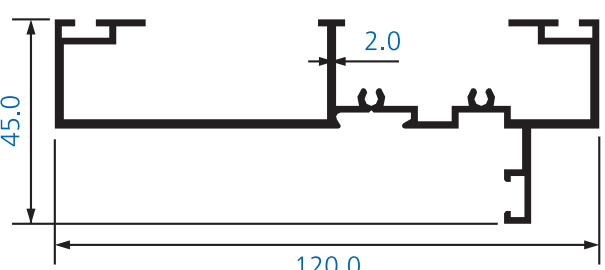
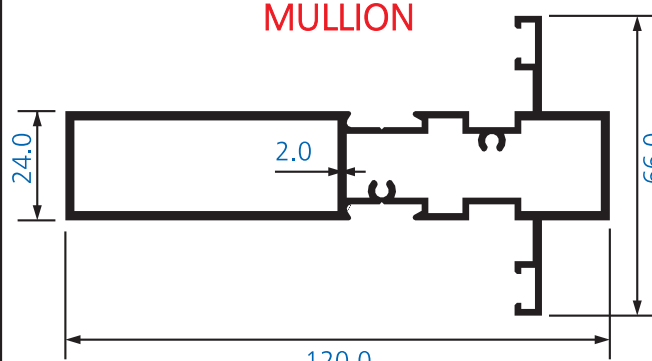
ALL DIMENSIONS ARE IN MM

Casement Door - CSD 45

Sl.	Description	Opt-01	Opt-02	Opt-03	Opt-04	Opt-05
1	Frame	D-3120	D-3398	D-3398	D-3650	D-4073
					D-3651	D-4074
2	Mullion	D-3122	D-3399	D-3399	D-3652	D-4076
					D-3653	D-4075
3	Shutter - Side & Top	D-3188	D-3188	D-579	D-579	D-579
4	Shutter - Bottom	D-3190	D-3190	D-627	D-627	D-627
5	Shutter - Meeting	D-3189	D-3189			
6	Beading	D-3123	D-3123	D-3123	D-3123	D-3123
		D-3126	D-3126	D-3126	D-3126	D-3126
				D-1178	D-1178	D-1178
7	Add On	D-3124	D-3124	D-3124	D-3124	D-3124

Casement Door - CSD 45

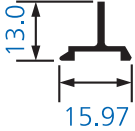
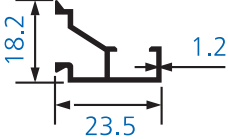
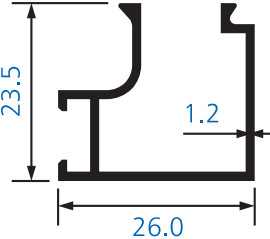
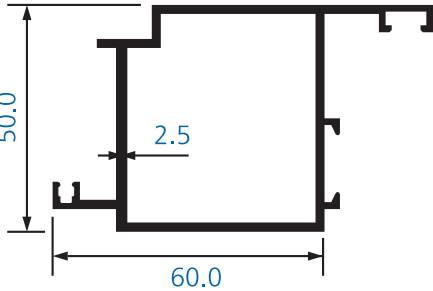
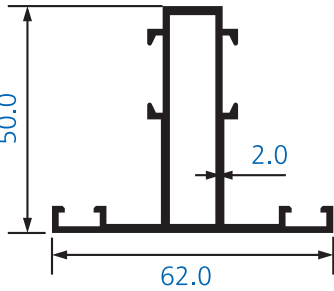
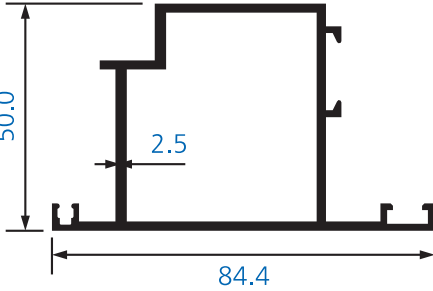
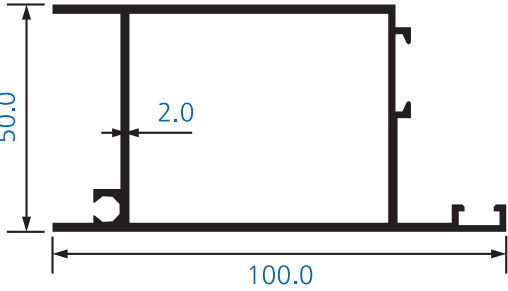
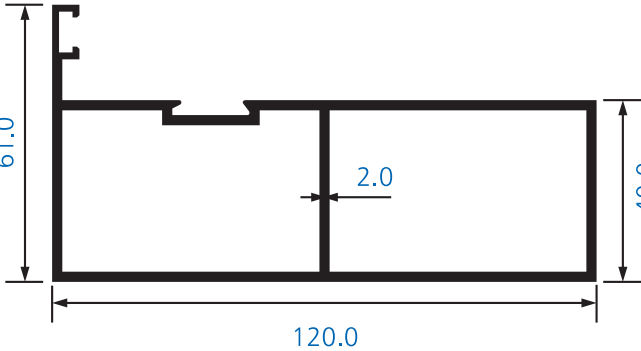
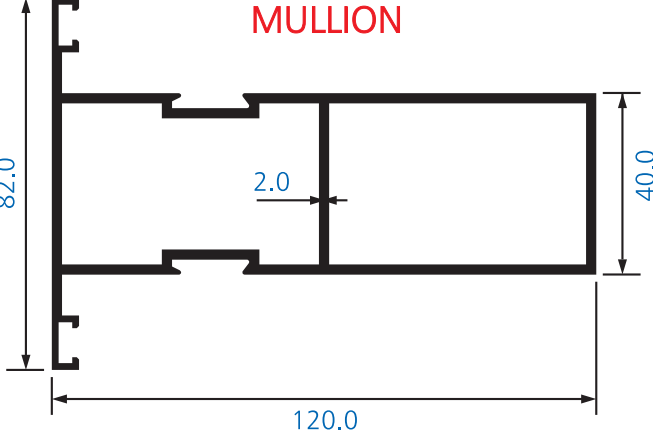
OPTION-01

<p>D-3124 0.115 KG./M.</p> <p>ADD ON</p> 	<p>D-3123 0.208 KG./M.</p> <p>BEADING</p> 	<p>D-3126 0.283 KG./M.</p> <p>BEADING</p> 
<p>D-3188 1.375 KG./M.</p> <p>SHUTTER-SIDE & TOP</p> 	<p>D-3191 1.000 KG./M.</p> <p>DIVIDER</p> 	
<p>D-3189 1.375 KG./M.</p> <p>SHUTTER-MEETING</p> 	<p>D-3190 1.566 KG./M.</p> <p>SHUTTER-BOTTOM</p> 	
<p>D-3120 1.436 KG./M.</p> <p>FRAME</p> 	<p>D-3122 2.020 KG./M.</p> <p>MULLION</p> 	

ALL DIMENSIONS ARE IN MM

Casement Door - CSD 45

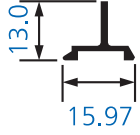
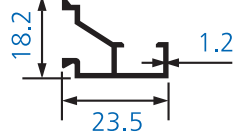
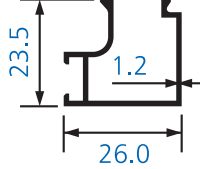
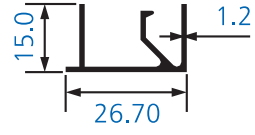
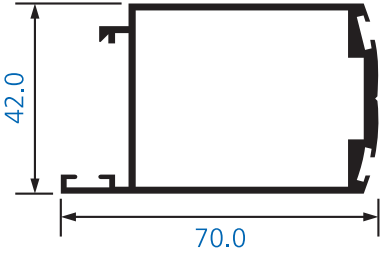
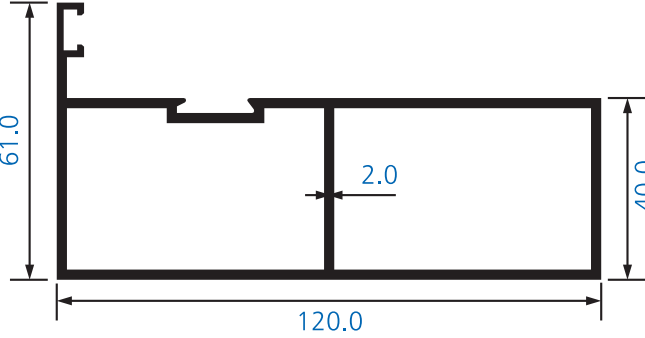
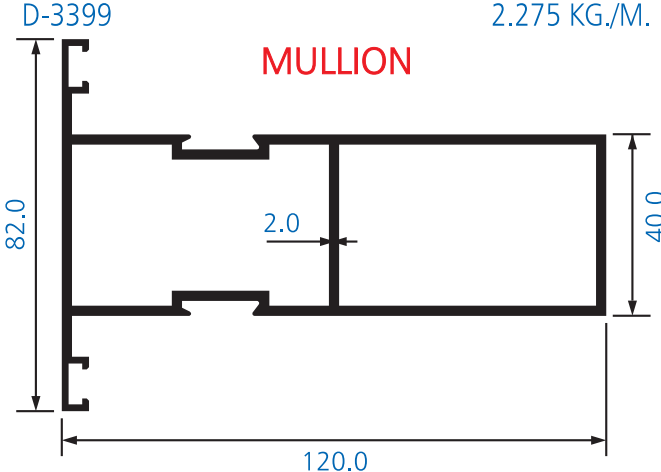
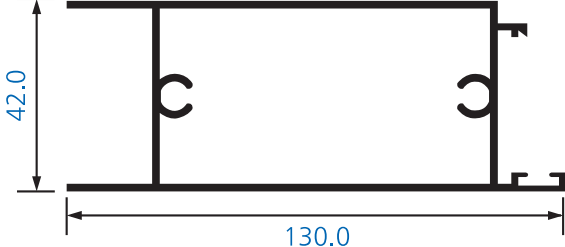
OPTION-02

<p>D-3124 0.115 KG./M.</p> <p>ADD ON</p> 	<p>D-3123 0.208 KG./M.</p> <p>BEADING</p> 	<p>D-3126 0.283 KG./M.</p> <p>BEADING</p> 
<p>D-3188 1.375 KG./M.</p> <p>SHUTTER-SIDE & TOP</p> 	<p>D-3191 1.000 KG./M.</p> <p>DIVIDER</p> 	
<p>D-3189 1.375 KG./M.</p> <p>SHUTTER-MEETING</p> 	<p>D-3190 1.566 KG./M.</p> <p>SHUTTER-BOTTOM</p> 	
<p>D-3398 2.079 KG./M.</p> <p>FRAME</p> 	<p>D-3399 2.275 KG./M.</p> <p>MULLION</p> 	

ALL DIMENSIONS ARE IN MM

Swing Door - CSD 45

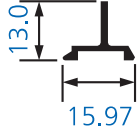
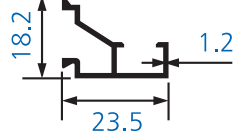
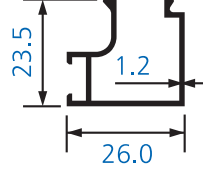
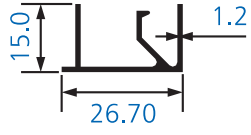
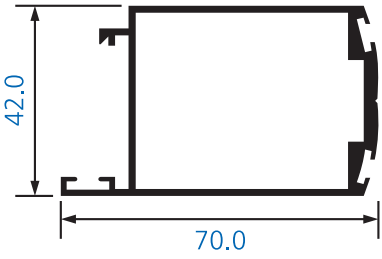

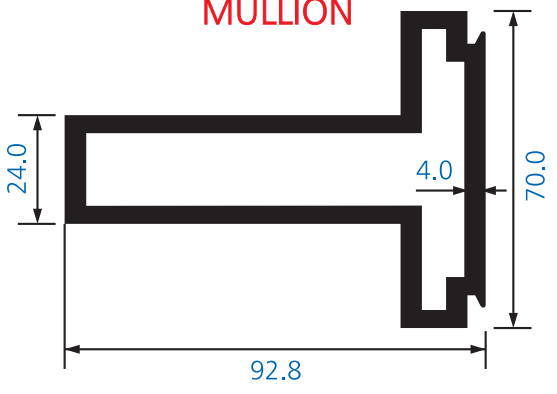
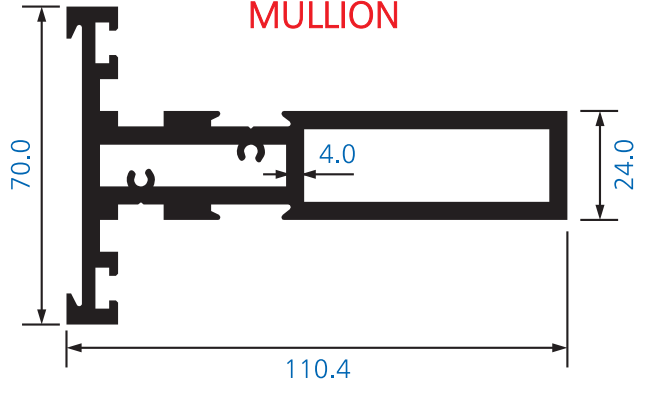
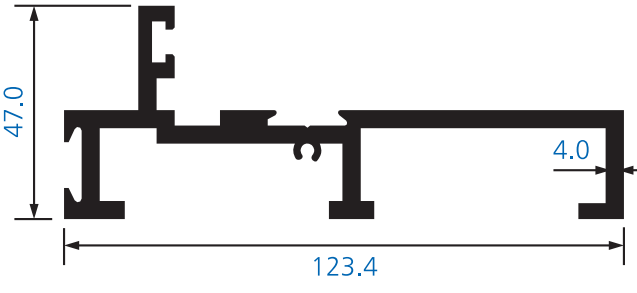
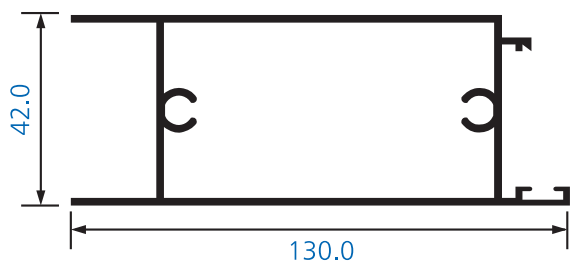
OPTION-03

<p>D-3124 0.115 KG./M. ADD ON</p> 	<p>D-3123 0.208 KG./M. BEADING</p> 	<p>D-3126 0.283 KG./M. BEADING</p> 	<p>D-1178 0.220 KG./M. BEADING</p> 
<p>D-579 1.000 KG./M. SHUTTER-SIDE & TOP</p> 		<p>D-3398 2.079 KG./M. FRAME</p> 	
<p>D-3399 2.275 KG./M. MULLION</p> 			
<p>D-627 1.700 KG./M. SHUTTER-BOTTOM</p> 			

ALL DIMENSIONS ARE IN MM

Swing Door - CSD 45

OPTION-04

<p>D-3124 0.115 KG./M.</p> <p style="text-align: center; color: red;">ADD ON</p> 	<p>D-3123 0.208 KG./M.</p> <p style="text-align: center; color: red;">BEADING</p> 	<p>D-3126 0.283 KG./M.</p> <p style="text-align: center; color: red;">BEADING</p> 	<p>D-1178 0.220 KG./M.</p> <p style="text-align: center; color: red;">BEADING</p> 
<p>D-579 1.000 KG./M.</p> <p style="text-align: center; color: red;">SHUTTER-SIDE & TOP</p> 	<p>D-3651 2.067 KG./M.</p> <p style="text-align: center; color: red;">FRAME</p> 		
<p>D-3653 3.395 KG./M.</p> <p style="text-align: center; color: red;">MULLION</p> 	<p>D-3652 3.955 KG./M.</p> <p style="text-align: center; color: red;">MULLION</p> 		
<p>D-3650 2.747 KG./M.</p> <p style="text-align: center; color: red;">FRAME</p> 	<p>D-627 1.700 KG./M.</p> <p style="text-align: center; color: red;">SHUTTER-BOTTOM</p> 		

ALL DIMENSIONS ARE IN MM

Swing Door - CSD 45

OPTION-05

<p>D-3124 0.115 KG./M. ADD ON</p>	<p>D-3123 0.208 KG./M. BEADING</p>	<p>D-3126 0.283 KG./M. BEADING</p>	<p>D-1178 0.220 KG./M. BEADING</p>
<p>D-579 1.000 KG./M. SHUTTER-SIDE & TOP</p>	<p>D-4074 1.363 KG./M. FRAME</p>		
<p>D-4076 2.152 KG./M. MULLION</p>	<p>D-4075 2.871 KG./M. MULLION</p>		
<p>D-4073 1.937 KG./M. FRAME</p>	<p>D-627 1.700 KG./M. SHUTTER-BOTTOM</p>		

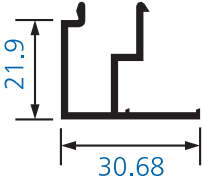
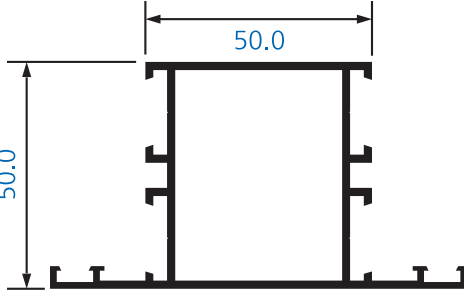
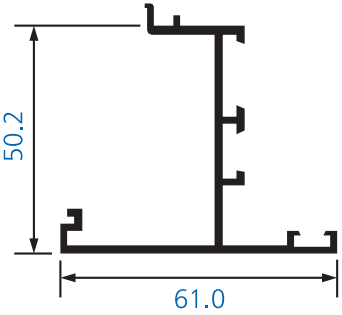
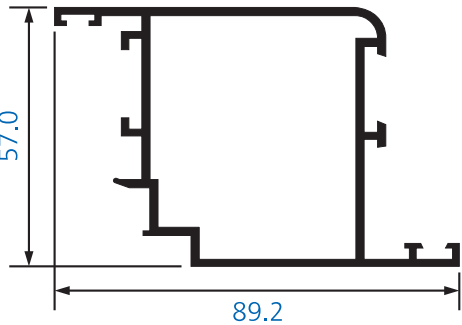
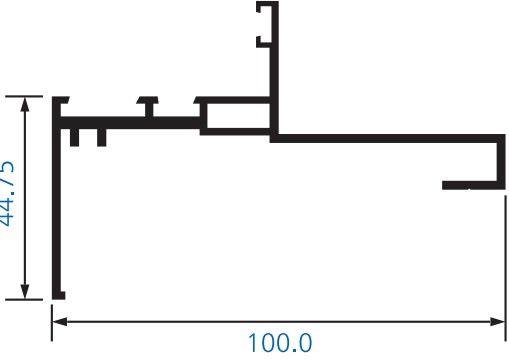
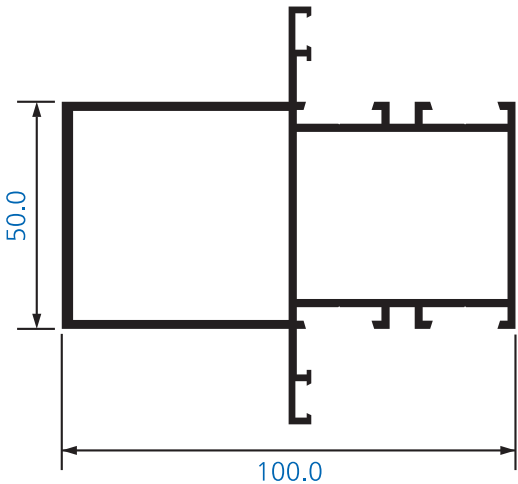
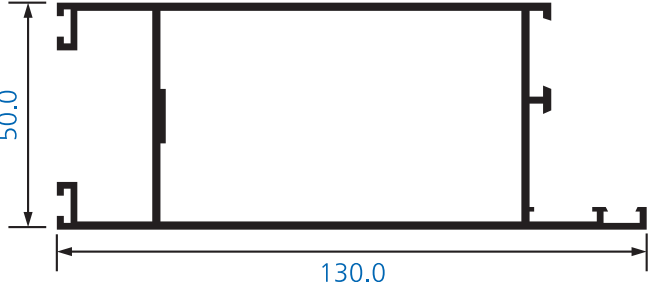
ALL DIMENSIONS ARE IN MM

Casement Door - CSD 50

Sl.	Description	Opt-01
1	Frame	WCH-1301
2	Mullion	WCH-1311
3	Shutter - Side & Top	WCH-1305
4	Shutter - Bottom	WCH-1306
5	Divider	WCH-1310
6	Beading	WCH-1303
7	Add On	WCH-1308

Casement Door - CSD 50

OPTION-01

<p>WCH-1303 0.395 KG./M.</p> <p>BEADING</p> 	<p>WCH-1310 1.420 KG./M.</p> <p>DIVIDER</p> 	<p>WCH-1308 0.837 KG./M.</p> <p>ADD ON</p> 
<p>WCH-1305 1.335 KG./M.</p> <p>SHUTTER-SIDE & TOP</p> 	<p>WCH-1301 1.325 KG./M.</p> <p>FRAME</p> 	
<p>WCH-1311 2.270 KG./M.</p> <p>MULLION</p> 	<p>WCH-1306 1.860 KG./M.</p> <p>SHUTTER-BOTTOM</p> 	

ALL DIMENSIONS ARE IN MM



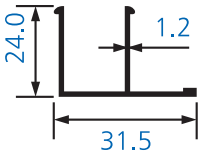
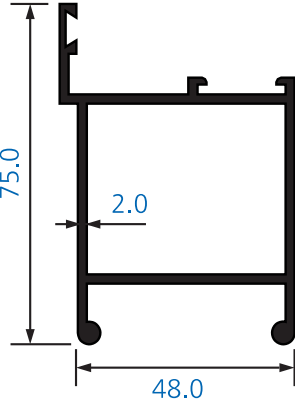
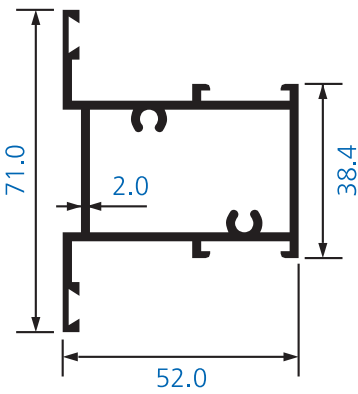
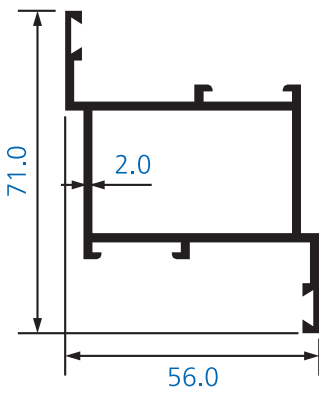
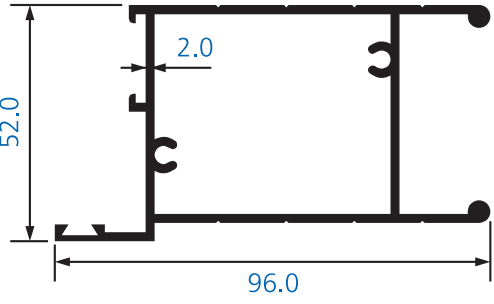
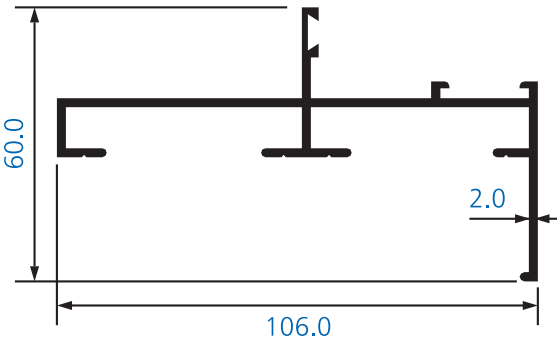
Casement Door - CSD 52

Sl.	Description	Opt-01
1	Frame	D-1232
		D-1233
2	Shutter - Top	D-1230
3	Shutter - Side	D-1225
4	Shutter - Bottom	D-1231
5	Divider	D-1228



Casement Door - CSD 52

OPTION-01

<p>D-1232 0.250 KG./M.</p> <p>FRAME</p> 	<p>D-1230 1.266 KG./M.</p> <p>SHUTTER-TOP</p> 
<p>D-1228 1.300 KG./M.</p> <p>DIVIDER</p> 	<p>D-1225 1.169 KG./M.</p> <p>SHUTTER-SIDE</p> 
<p>D-1231 1.600 KG./M.</p> <p>SHUTTER-BOTTOM</p> 	<p>D-1233 1.270 KG./M.</p> <p>FRAME</p> 

ALL DIMENSIONS ARE IN MM

ISO 9001



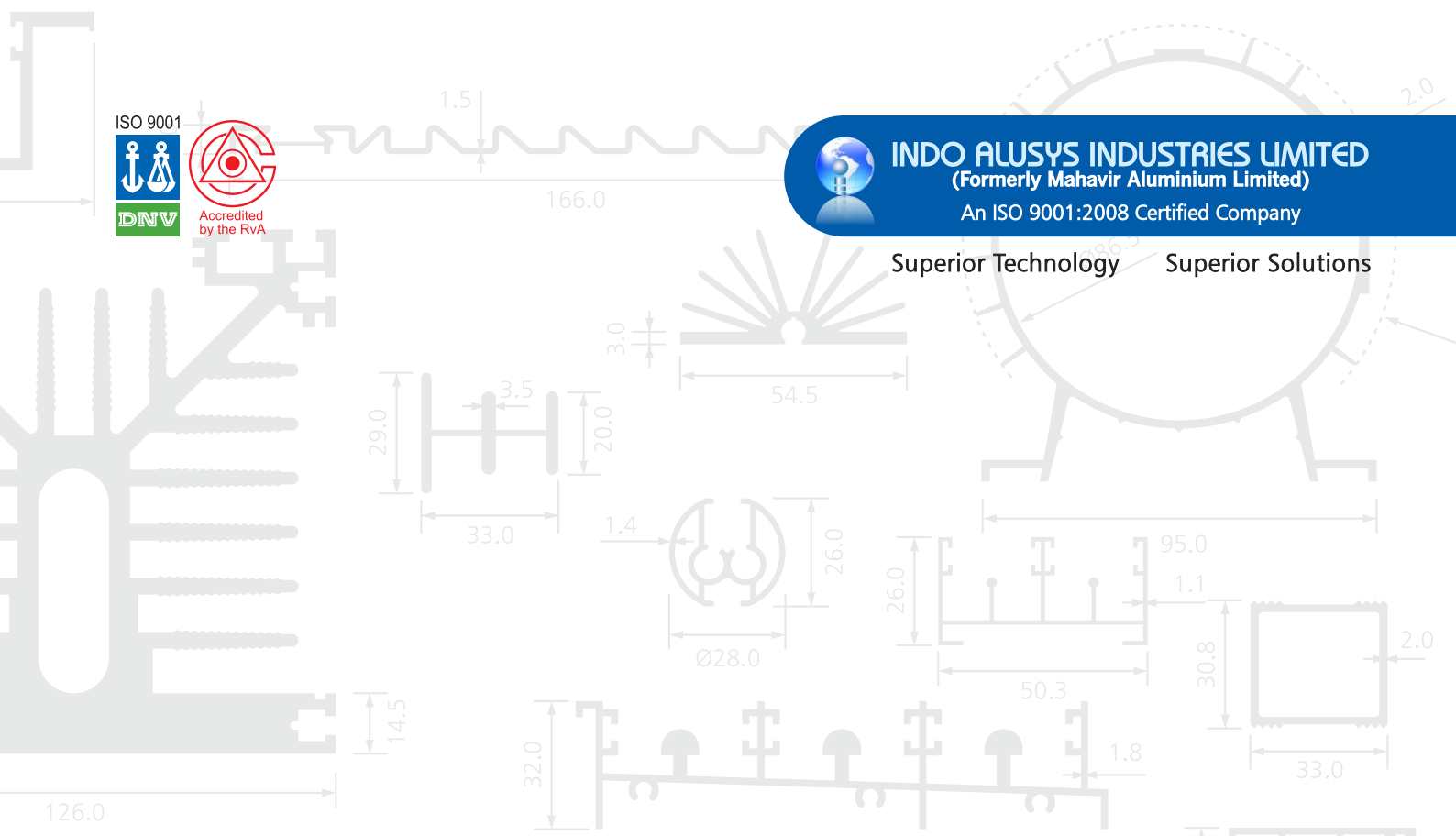
Accredited by the RvA



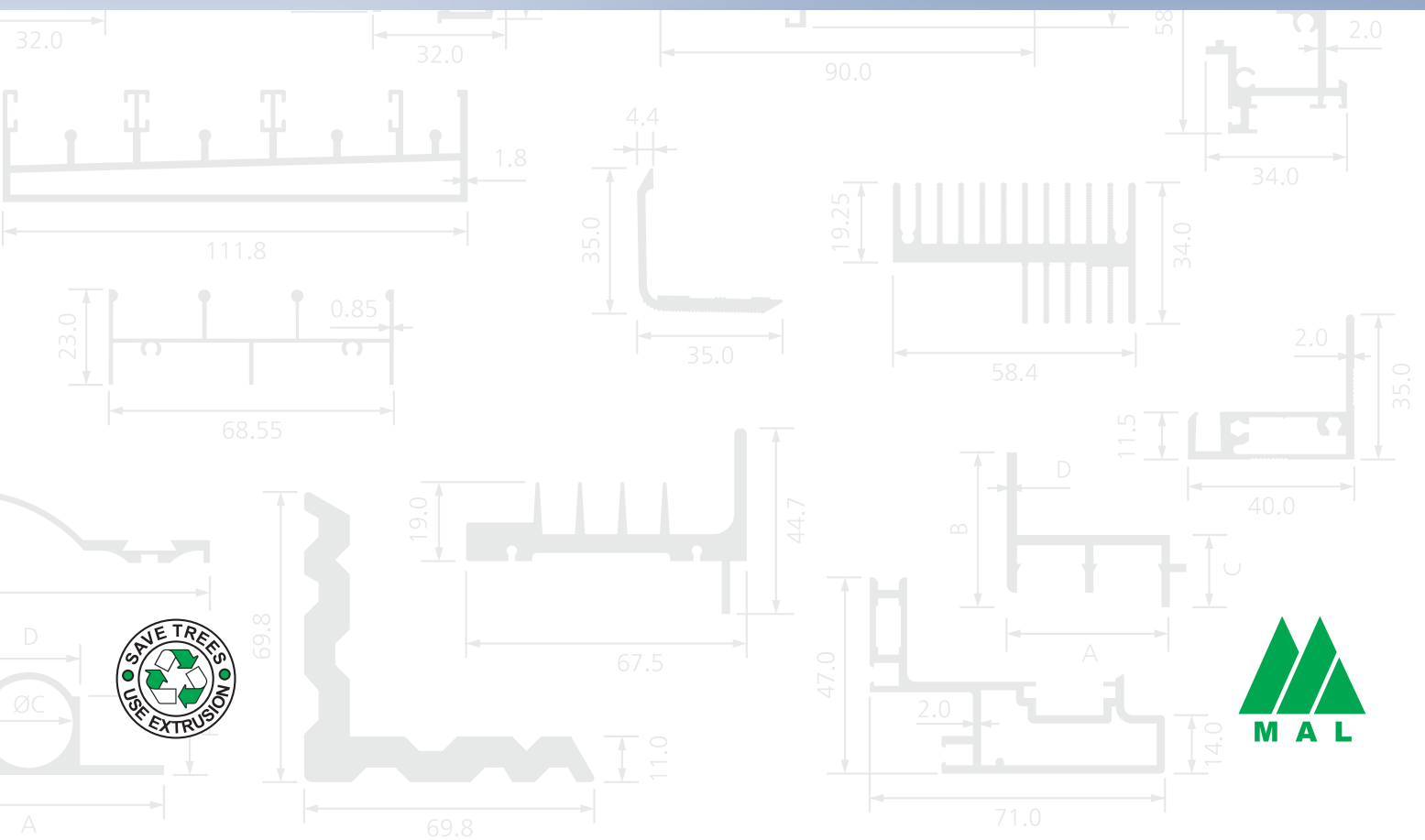
INDO ALUSYS INDUSTRIES LIMITED
(Formerly Mahavir Aluminium Limited)

An ISO 9001:2008 Certified Company

Superior Technology Superior Solutions



CURTAIN WALL SERIES



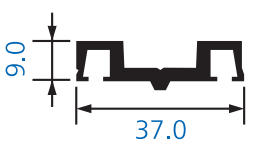
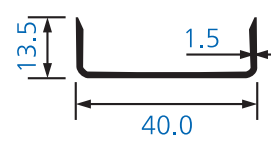
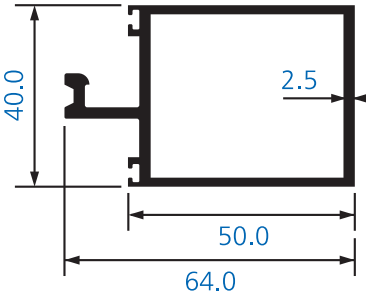
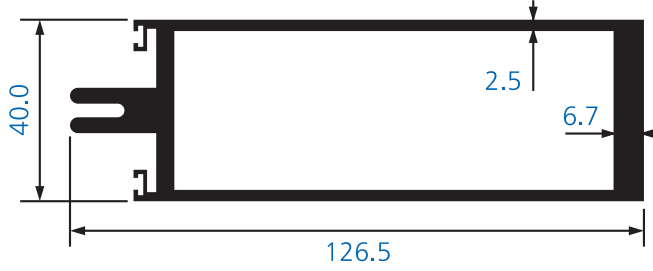


Curtain Glazing - CW 40/126.5

Sl.	Description	Opt.-01
1	Mullion	D-3654
2	Transom	D-3521
3	Cover Plate	D-3523
4	Pressure Plate	D-3524



Curtain Glazing - CW 40/126.5

<p>D-3524</p> <p>0.425 KG./M.</p> <p>PRESSURE PLATE</p> 	<p>D-3523</p> <p>0.254 KG./M.</p> <p>COVER PLATE</p> 
<p>D-3521</p> <p>1.236 KG./M.</p> <p>TRANSOM</p> 	
<p>D-3654</p> <p>3.000 KG./M.</p> <p>MULLION</p> 	

ALL DIMENSIONS ARE IN MM



Curtain Glazing - CW 40/150

Sl.	Description	Opt.-01
1	Mullion	D-3520
2	Transom	D-3521
3	Mullion Sleeve	D-3522
4	Cover Plate	D-3523
5	Pressure Plate	D-3524



Curtain Glazing - CW 40/150

<p>D-3524 0.425 KG./M.</p> <p style="text-align: center;">PRESSURE PLATE</p>	<p>D-3523 0.254 KG./M.</p> <p style="text-align: center;">COVER PLATE</p>
<p>D-3521 1.236 KG./M.</p> <p style="text-align: center;">TRANSOM</p>	<p>D-3522 2.048 KG./M.</p> <p style="text-align: center;">SLEEVE</p>
<p style="text-align: center;">D-3520 3.132 KG./M.</p> <p style="text-align: center;">MULLION</p>	

ALL DIMENSIONS ARE IN MM

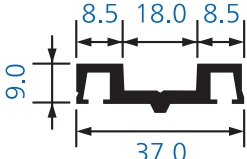
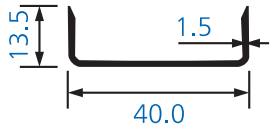
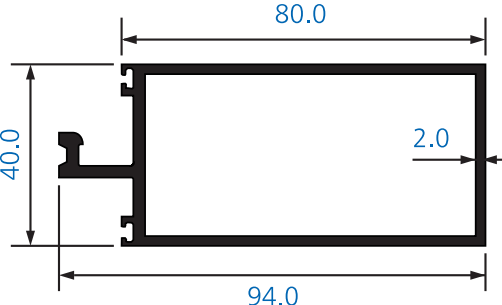
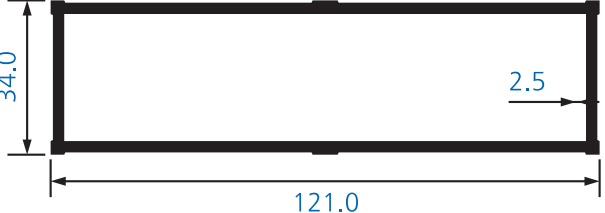



Curtain Glazing - CW 40/155

Sl.	Description	Opt.-01
1	Mullion	D-4210
2	Transom	D-4211
3	Mullion Sleeve	D-3522
4	Cover Plate	D-3523
5	Pressure Plate	D-3524



Curtain Glazing - CW 40/155

<p>D-3524 0.425 KG./M.</p> <p style="text-align: center;">PRESSURE PLATE</p> 	<p>D-3523 0.254 KG./M.</p> <p style="text-align: center;">COVER PLATE</p> 
<p>D-4211 1.566 KG./M.</p> <p style="text-align: center;">TRANSOM</p> 	<p>D-3522 2.048 KG./M.</p> <p style="text-align: center;">SLEEVE</p> 
<p style="text-align: center;">D-4210 3.750 KG./M.</p> <p style="text-align: center;">MULLION</p> 	

ALL DIMENSIONS ARE IN MM

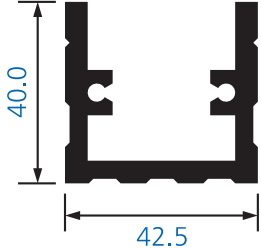
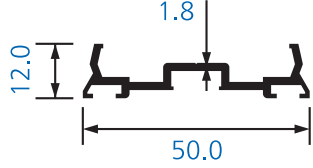
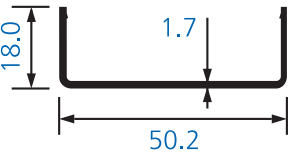
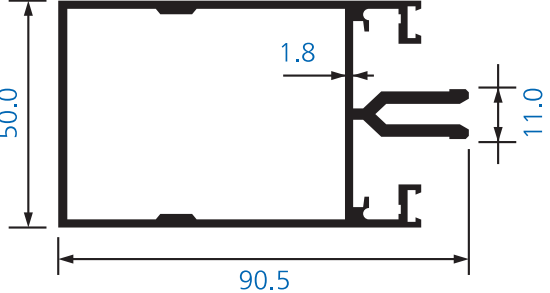
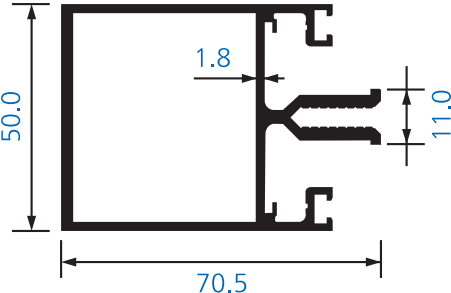


Curtain Glazing - CW 50/90.5

Sl.	Description	Opt.-01
1	Mullion	D-1275
2	Transom	D-1276
3	Cover Plate	D-1279
4	Pressure Plate	D-1277
5	Cleat	D-1087



Curtain Glazing - CW 50/90.5

<p>D-1087 1.700 KG./M.</p> <p style="text-align: center;">CLEAT</p> 	<p>D-1277 0.402 KG./M.</p> <p style="text-align: center;">PRESSURE PLATE</p> 
<p>D-1279 0.348 KG./M.</p> <p style="text-align: center;">COVER PLATE</p> 	<p>D-1275 1.875 KG./M.</p> <p style="text-align: center;">MULLION</p> 
<p style="text-align: center;">D-1276 1.750 KG./M.</p> <p style="text-align: center;">TRANSOM</p> 	

ALL DIMENSIONS ARE IN MM

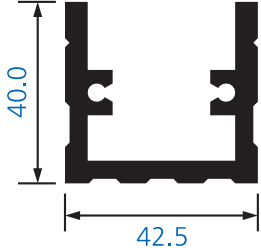
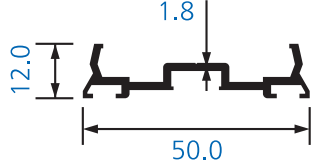
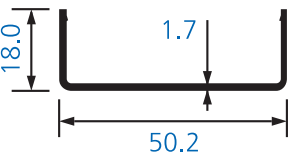
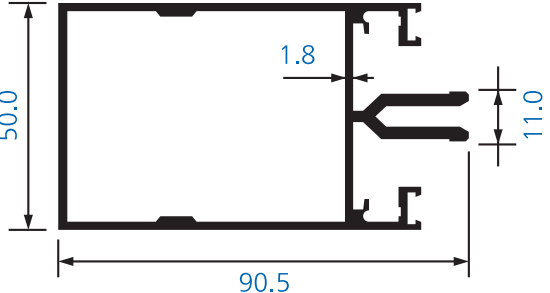



Curtain Glazing - CW 50/112

Sl.	Description	Opt.-01
1	Mullion	D-1299
2	Transom	D-1275
3	Cover Plate	D-1279
4	Pressure Plate	D-1277
5	Cleat	D-1087



Curtain Glazing - CW 50/112

<p>D-1087 1.700 KG./M.</p> <p style="text-align: center;">CLEAT</p> 	<p>D-1277 0.450 KG./M.</p> <p style="text-align: center;">PRESSURE PLATE</p> 
<p>D-1279 0.348 KG./M.</p> <p style="text-align: center;">COVER PLATE</p> 	<p>D-1275 1.875 KG./M.</p> <p style="text-align: center;">TRANSOM</p> 
<p style="text-align: center;">D-1299 2.141 KG./M.</p> <p style="text-align: center;">MULLION</p> 	

ALL DIMENSIONS ARE IN MM

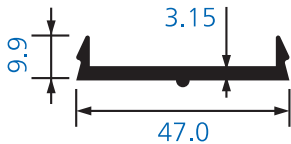





Curtain Glazing - CW 50/143.5

Sl.	Description	Opt.-01
1	Mullion	D-819
2	Transom	D-820
3	Cover Plate	D-821
4	Pressure Plate	D-823



Curtain Glazing - CW 50/143.5

<p>D-823 0.470 KG./M.</p> <p style="text-align: center;">PRESSURE PLATE</p> 	<p>D-821 0.270 KG./M.</p> <p style="text-align: center;">COVER PLATE</p> 
<p style="text-align: center;">D-819 2.791 KG./M.</p> <p style="text-align: center;">MULLION</p> 	
<p style="text-align: center;">D-820 2.401 KG./M.</p> <p style="text-align: center;">TRANSOM</p> 	

ALL DIMENSIONS ARE IN MM

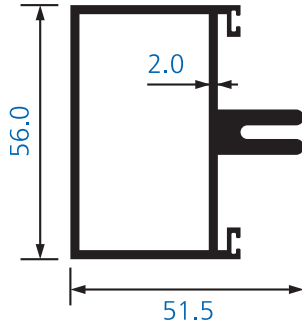
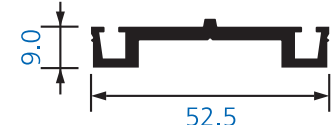

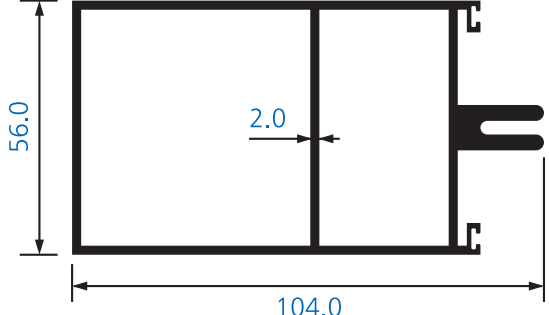
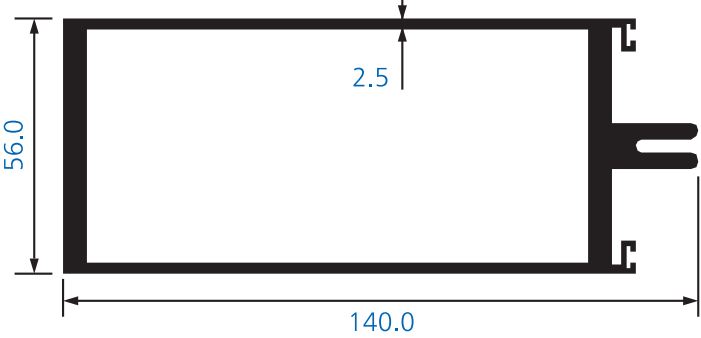


Curtain Glazing - CW 56/140

Sl.	Description	Opt.-01
1	Mullion	D-4167
2	Mullion	D-4164
3	Transom	D-4166
4	Cover Plate	D-4169
5	Pressure Plate	D-4168



Curtain Glazing - CW 56/140

<p>D-4166 1.406 KG./M.</p> <p style="text-align: center;">TRANSOM</p> 	<p>D-4168 0.580 KG./M.</p> <p style="text-align: center;">PRESSURE PLATE</p> 
<p>D-4169 0.324 KG./M.</p> <p style="text-align: center;">COVER PLATE</p> 	<p>D-4164 2.257 KG./M.</p> <p style="text-align: center;">MULLION</p> 
<p style="text-align: center;">D-4167 3.615 KG./M.</p> <p style="text-align: center;">MULLION</p> 	

ALL DIMENSIONS ARE IN MM

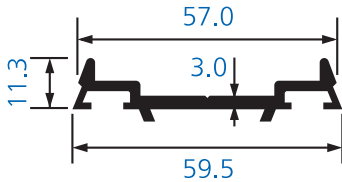
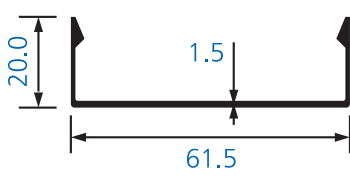
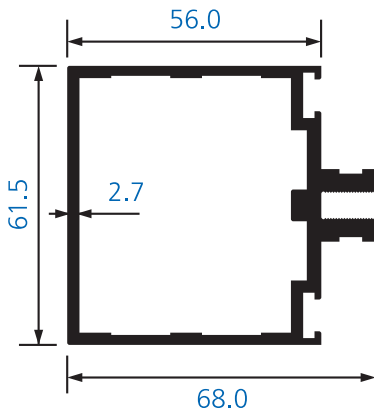
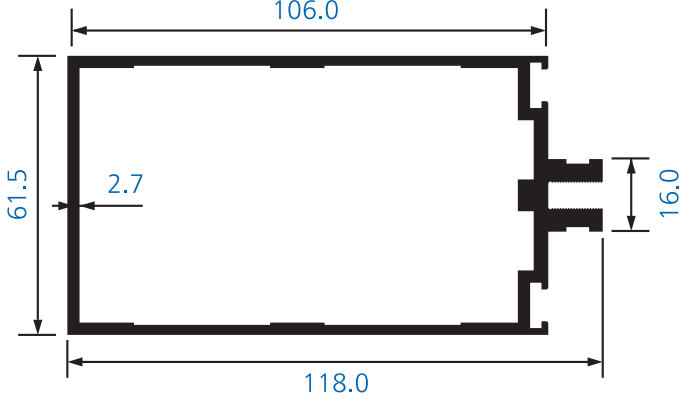


Curtain Glazing - CW 61.5/118

Sl.	Description	Opt.-01
1	Mullion	D-561
2	Transom	D-562
3	Cover Plate	D-564
4	Pressure Plate	D-656



Curtain Glazing - CW 61.5/118

<p>D-565 0.615 KG./M.</p> <p style="text-align: center;">PRESSURE PLATE</p> 	<p>D-564 0.373 KG./M.</p> <p style="text-align: center;">COVER PLATE</p> 
<p style="text-align: center;">D-562 1.995 KG./M.</p> <p style="text-align: center;">TRANSCOM</p> 	
<p style="text-align: center;">D-561 2.640 KG./M.</p> <p style="text-align: center;">MULLION</p> 	

ALL DIMENSIONS ARE IN MM

Curtain Glazing - CW-DG 40/150

Sl.	Description	Opt.-01
1	Mullion	D-3797
2	Transom	D-3798
3	Cover Plate	D-3523
4	Pressure Plate	D-3524

Curtain Glazing - CW-DG 40/150


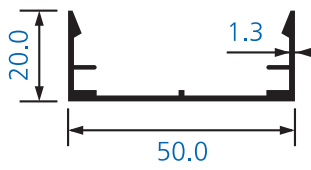
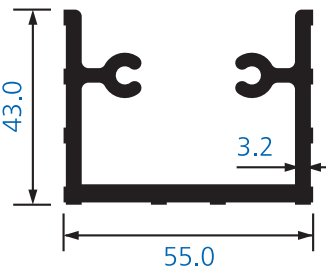
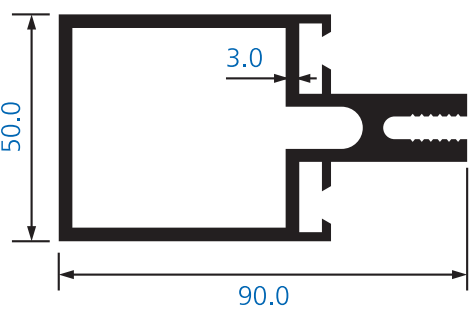
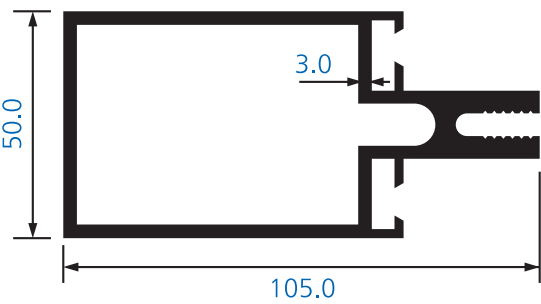
<p>D-3524</p> <p>0.425 KG./M.</p> <p>PRESSURE PLATE</p>	<p>D-3523</p> <p>0.254 KG./M.</p> <p>COVER PLATE</p>
<p>D-3798</p> <p>1.525 KG./M.</p> <p>TRANSOM</p>	
<p>D-3797</p> <p>3.101 KG./M.</p> <p>MULLION</p>	

ALL DIMENSIONS ARE IN MM

Curtain Glazing - CW-DG 55/105

Sl.	Description	Opt.-01
1	Mullion	D-1092
2	Transom	D-1091
3	Cover Plate	D-1083
4	Pressure Plate	D-1089
5	Cleat	D-566

Curtain Glazing - CW-DG 50/105

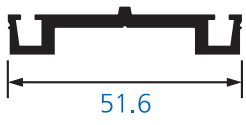

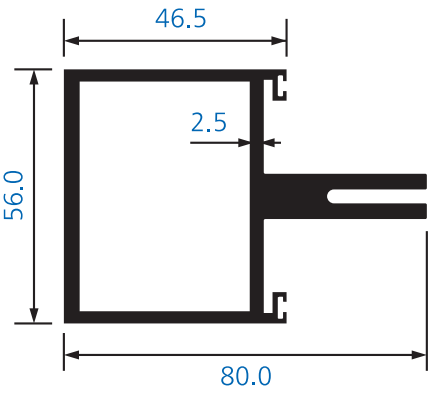
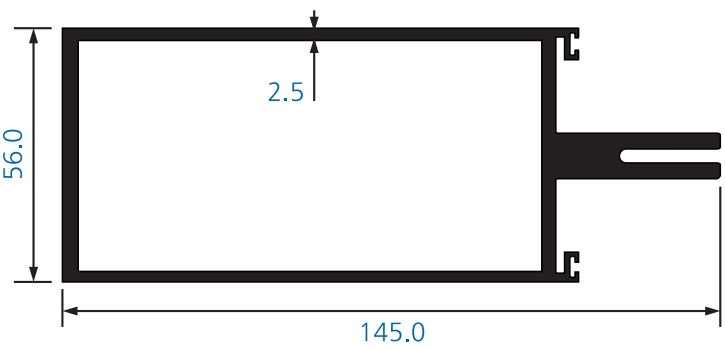
<p>D-1089 0.656 KG./M.</p> <p style="text-align: center;">PRESSURE PLATE</p> 	<p>D-1083 0.338 KG./M.</p> <p style="text-align: center;">COVER PLATE</p> 
<p>D-566 1.630 KG./M.</p> <p style="text-align: center;">CLEAT</p> 	<p>D-1091 2.578 KG./M.</p> <p style="text-align: center;">TRANSOM</p> 
<p style="text-align: center;">D-1092 2.927 KG./M.</p> <p style="text-align: center;">MULLION</p> 	

ALL DIMENSIONS ARE IN MM

Curtain Glazing - CW-DG 56/145

Sl.	Description	Opt.-01
1	Mullion	D-4152
2	Transom	D-4153
3	Cover Plate	D-4169
4	Pressure Plate	D-4168

Curtain Glazing - CW-DG 56/145

<p>D-4168 0.580 KG./M.</p> <p style="text-align: center;">PRESSURE PLATE</p> 	<p>D-4169 0.324 KG./M.</p> <p style="text-align: center;">COVER PLATE</p> 
<p style="text-align: center;">D-4153 2.106 KG./M.</p> <p style="text-align: center;">TRANSOM</p> 	
<p style="text-align: center;">D-4152 3.312 KG./M.</p> <p style="text-align: center;">MULLION</p> 	

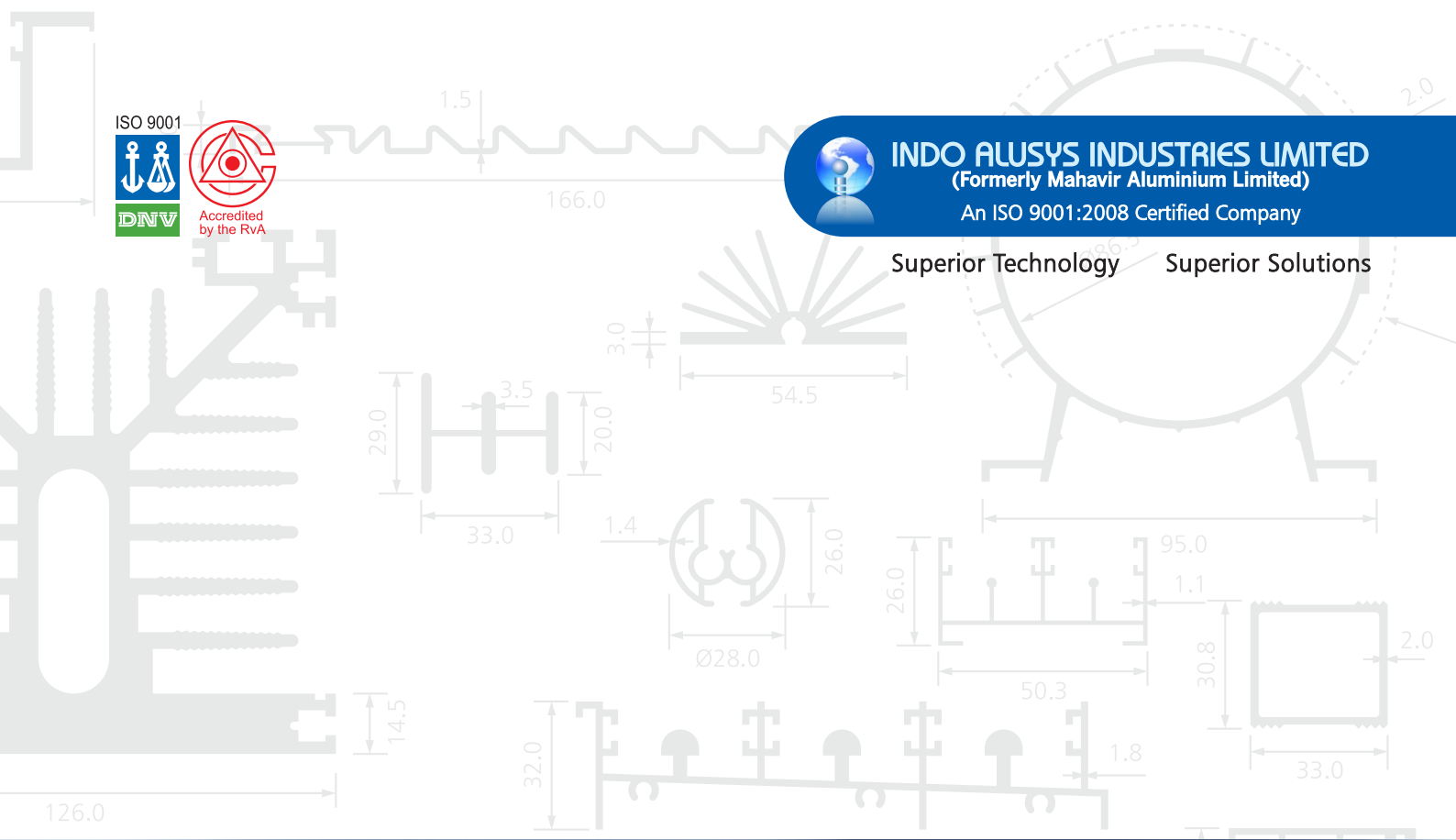
ALL DIMENSIONS ARE IN MM

ISO 9001

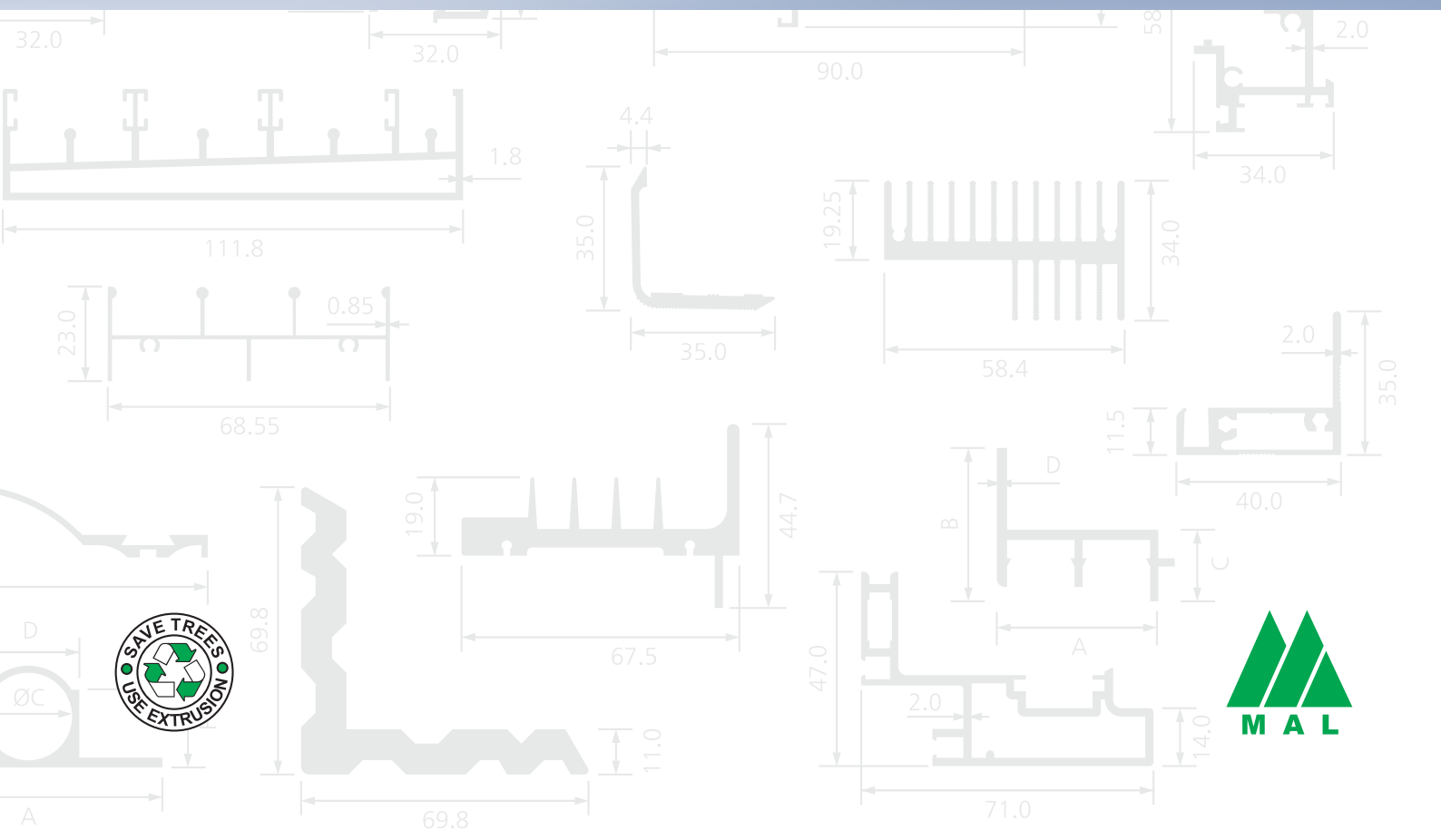


INDO ALUSYS INDUSTRIES LIMITED
(Formerly Mahavir Aluminium Limited)
An ISO 9001:2008 Certified Company

Superior Technology Superior Solutions



STRUCTURAL SILICON GLAZING SERIES

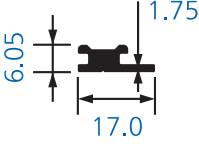
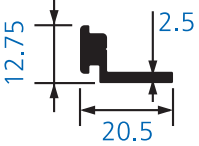
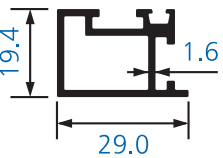
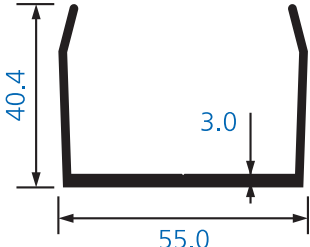
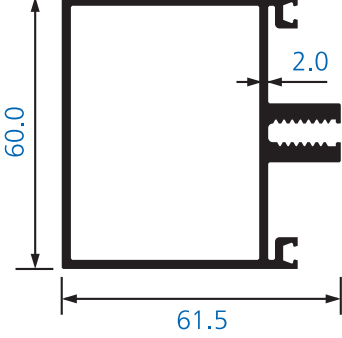




Structural Silicon Glazing - SSG 60/134

Sl.	Description	Opt.-01
1	Mullion	D-3674
		D-3680
2	Transom	D-3675
3	Sub Frame	D-3676
4	Add On	D-3677
		D-3678
5	Cleat	D-3679

Structural Silicon Glazing - SSG 60/134

OPTION-01

<p>D-3678 0.170 KG./M.</p> <p>ADD ON</p> 	<p>D-3677 0.256 KG./M.</p> <p>ADD ON</p> 
<p>D-3676 0.472 KG./M.</p> <p>SUB FRAME</p> 	<p>D-3679 0.856 KG./M.</p> <p>CLEAT</p> 
<p>D-3675 1.600 KG./M.</p> <p>TRANSOM</p> 	<p>D-3674 3.335 KG./M.</p> <p>MULLION</p> 
<p>D-3680 3.828 KG./M.</p> <p>MULLION</p> 	

ALL DIMENSIONS ARE IN MM



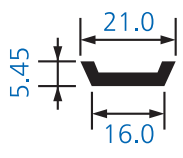
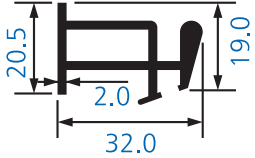
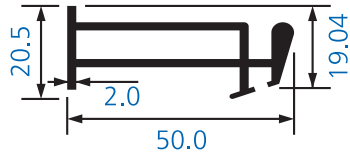
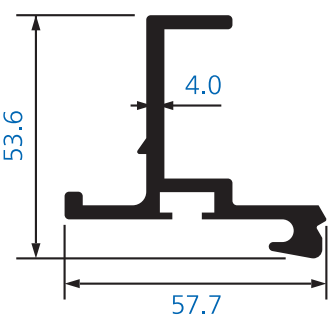
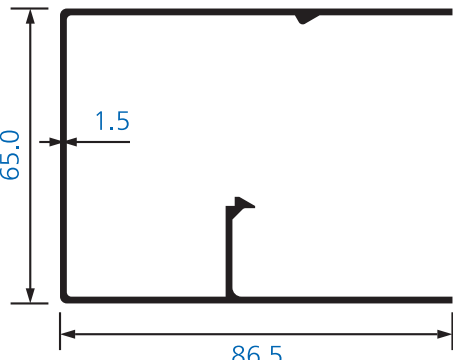
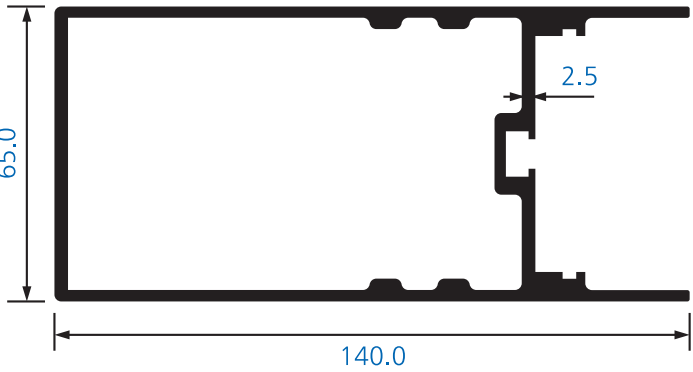
Structural Silicon Glazing - SSG 65/140

Sl.	Description	Opt.-01
1	Mullion	D-4014
2	Transom	D-4015
3	Transom Cover	D-4016
4	Sub Frame 1	D-4017
5	Sub Frame 2	D-4024
6	Add On	D-4023



Structural Silicon Glazing - SSG 65/140

OPTION-01

<p>D-4023 0.181 KG./M.</p> <p>ADD ON</p> 	<p>D-4017 0.583 KG./M.</p> <p>SUB FRAME</p> 	<p>D-4024 0.783 KG./M.</p> <p>SUB FRAME</p> 
<p>D-4015 1.344 KG./M.</p> <p>TRANSOM</p> 	<p>D-4016 1.081 KG./M.</p> <p>TRANSOM COVER</p> 	
<p>D-4014 3.400 KG./M.</p> <p>MULLION</p> 		

ALL DIMENSIONS ARE IN MM



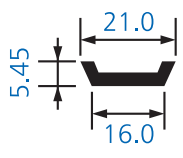
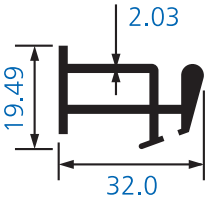
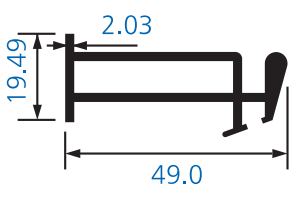
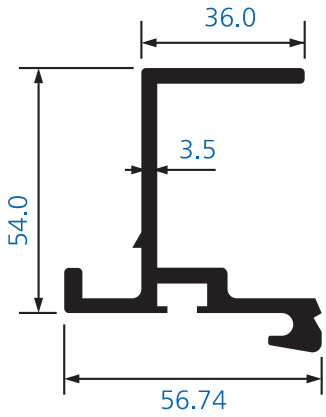
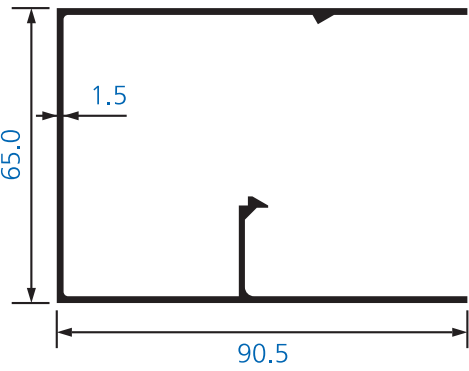
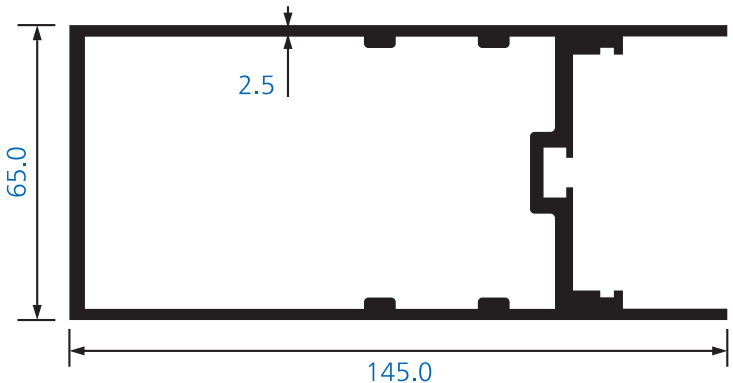
Structural Silicon Glazing - SSG 65/145

Sl.	Description	Opt.-01
1	Mullion	D-4135
2	Transom	D-4136
3	Transom Cover	D-4139
4	Sub Frame 1	D-4137
5	Sub Frame 2	D-4138
6	Add On	D-4023



Structural Silicon Glazing - SSG 65/145

OPTION-01

<p>D-4023 0.181 KG./M.</p> <p>ADD ON</p> 	<p>D-4137 0.580 KG./M.</p> <p>SUB FRAME</p> 	<p>D-4138 0.766 KG./M.</p> <p>SUB FRAME</p> 
<p>D-4136 1.638 KG./M.</p> <p>TRANSOM</p> 	<p>D-4139 1.104 KG./M.</p> <p>TRANSOM COVER</p> 	
<p>D-4135 3.647 KG./M.</p> <p>MULLION</p> 		

ALL DIMENSIONS ARE IN MM

Structural Silicon Glazing - SSG 67/131.2

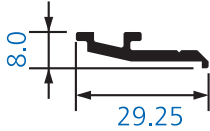
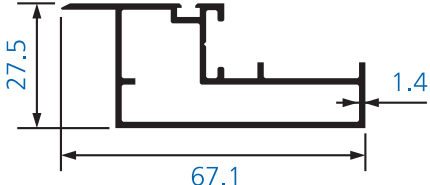
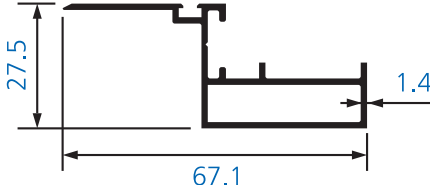
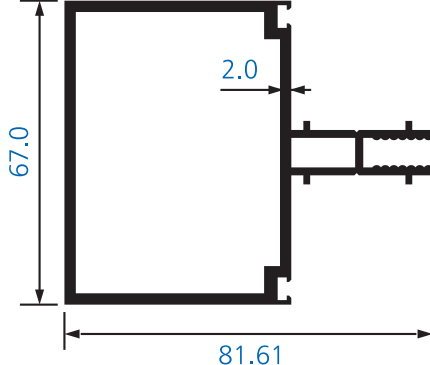
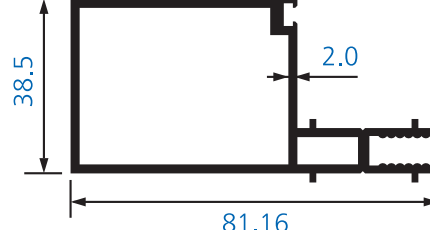
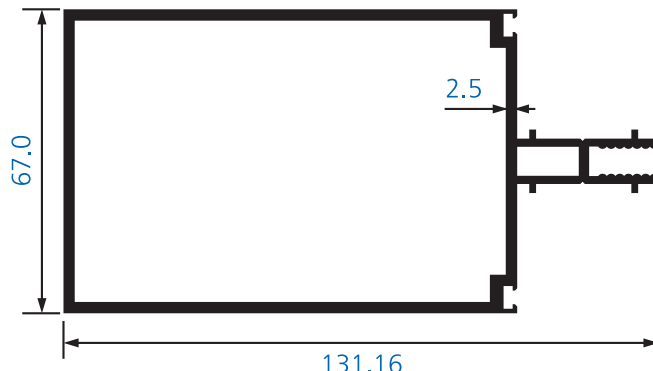

Sl.	Description	Opt.-01
1	Mullion	D-3157
2	Transom	D-3158
3	End Mullion	D-3159
4	End Transom	D-3160
5	Glass Shutter	D-3161
6	Cleat	D-3033

Structural Silicon Glazing - SSG-DG 67/131.2

Sl.	Description	Opt.-01
1	Mullion	D-3157
2	Transom	D-3158
3	End Mullion	D-3159
4	End Transom	D-3168
5	Glass Shutter	D-3162
6	Cleat	D-3033

Structural Silicon Glazing - SSG 67/131.2

OPTION-01

<p>D-3033 0.232 KG./M. CLEAT</p> 	<p>D-3161 0.736 KG./M. GLASS SHUTTER</p> 	<p>D-3162 0.597 KG./M. GLASS SHUTTER FOR DG</p> 
<p>D-3158 1.703 KG./M. TRANSOM</p> 	<p>D-3160 1.351 KG./M. CORNER TRANSOM</p> 	
<p>D-3157 2.632 KG./M. MULLION</p> 		
<p>D-3159 1.892 KG./M. CORNER MULLION</p> 		

ALL DIMENSIONS ARE IN MM



Structural Silicon Glazing - SSG 67/141.2

Sl.	Description	Opt.-01
1	Mullion	D-3556
2	Transom	D-3158
3	End Mullion	D-3555
4	End Transom	D-3160
5	Glass Shutter	D-3476
6	Cleat	D-3033

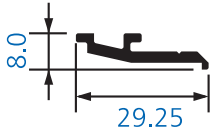
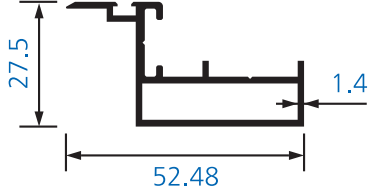
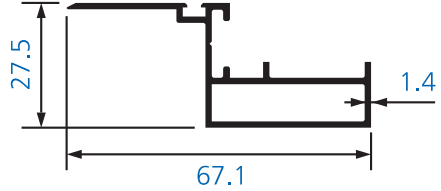
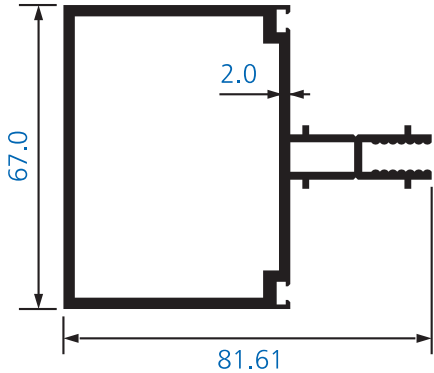
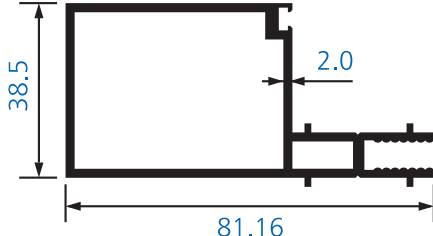
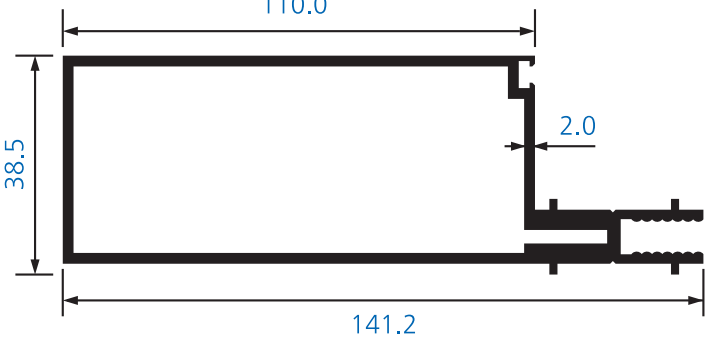
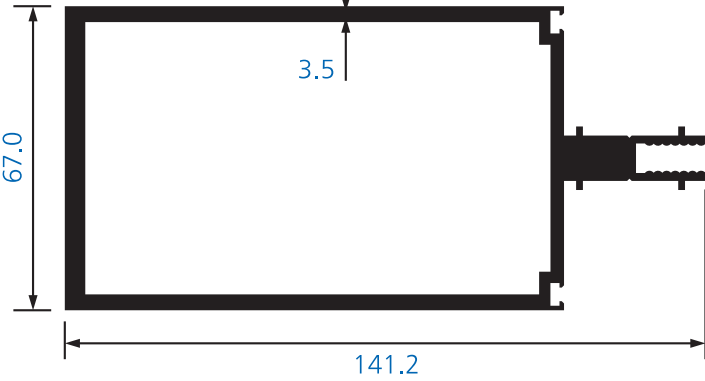
Structural Silicon Glazing - SSG-DG 67/141.2

Sl.	Description	Opt.-01
1	Mullion	D-3556
2	Transom	D-3158
3	End Mullion	D-3555
4	End Transom	D-3160
5	Glass Shutter	D-3162
6	Cleat	D-3033



Structural Silicon Glazing - SSG 67/141.2

OPTION-01

<p>D-3033 0.232 KG./M. CLEAT</p> 	<p>D-3476 0.591 KG./M. GLASS SHUTTER</p> 	<p>D-3162 0.597 KG./M. GLASS SHUTTER FOR DG</p> 
<p>D-3158 1.703 KG./M. TRANSOM</p> 	<p>D-3160 1.351 KG./M. CORNER TRANSOM</p> 	
<p>D-3555 2.111 KG./M. CORNER MULLION</p> 		
<p>D-3556 3.931 KG./M. MULLION</p> 		

ALL DIMENSIONS ARE IN MM



Structural Silicon Glazing - SSG 67/163.7

Sl.	Description	Opt.-01
1	Mullion	D-4630
2	Transom	D-3158
3	End Mullion	D-4628
4	End Transom	D-3160
5	Glass Shutter	D-3161
6	Cleat	D-3033

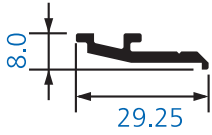
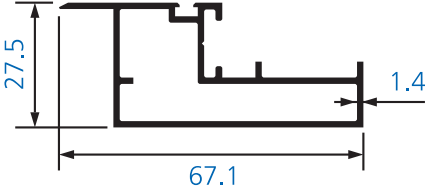
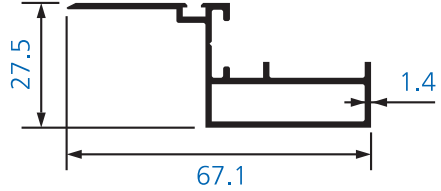
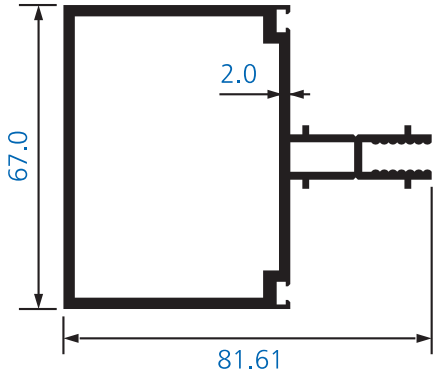
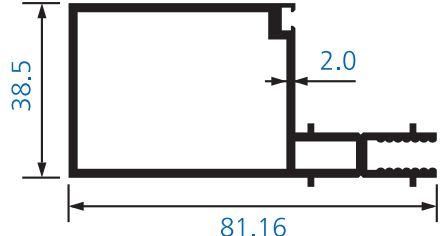


Structural Silicon Glazing - SSG-DG 67/163.7

Sl.	Description	Opt.-01
1	Mullion	D-4630
2	Transom	D-3158
3	End Mullion	D-4628
4	End Transom	D-3160
5	Glass Shutter	D-3162
6	Cleat	D-3033



Structural Silicon Glazing - SSG 67/163.7

OPTION-01

<p>D-3033 0.232 KG./M. CLEAT</p> 	<p>D-3161 0.736 KG./M. GLASS SHUTTER</p> 	<p>D-3162 0.597 KG./M. GLASS SHUTTER FOR DG</p> 
<p>D-3158 1.703 KG./M. TRANSOM</p> 	<p>D-3160 1.351 KG./M. CORNER TRANSOM</p> 	
<p>D-4628 2.360 KG./M. CORNER MULLION</p> 		
<p>D-4630 2.850 KG./M. MULLION</p> 		

ALL DIMENSIONS ARE IN MM



Structural Silicon Glazing - SSG 69.5/139.5

Sl.	Description	Opt.-01
1	Mullion	D-3032
2	Transom	D-3031
3	Add On	D-3036
4	Glass Shutter	D-3034
5	Cleat	D-3033

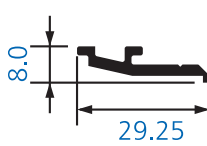
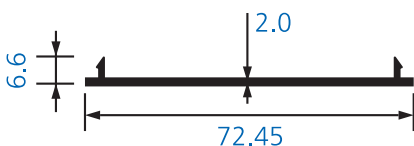
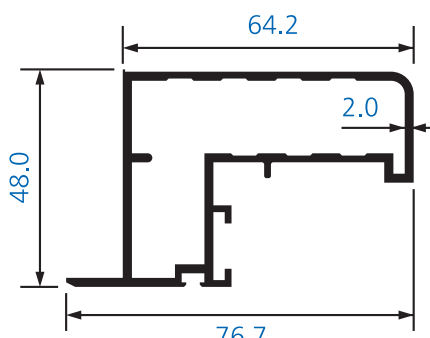
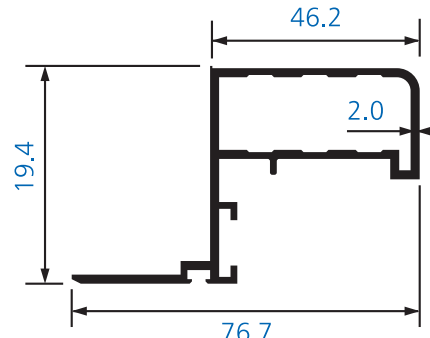
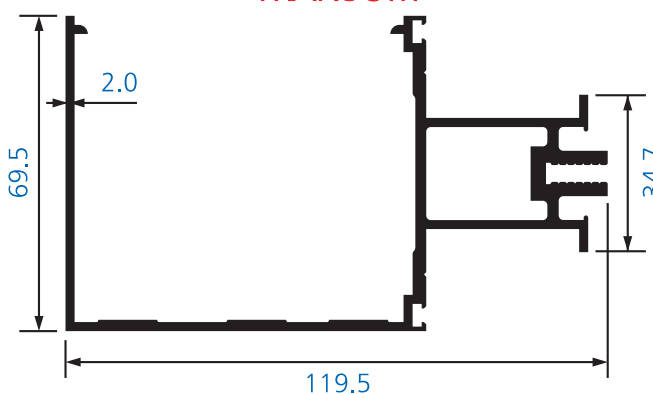
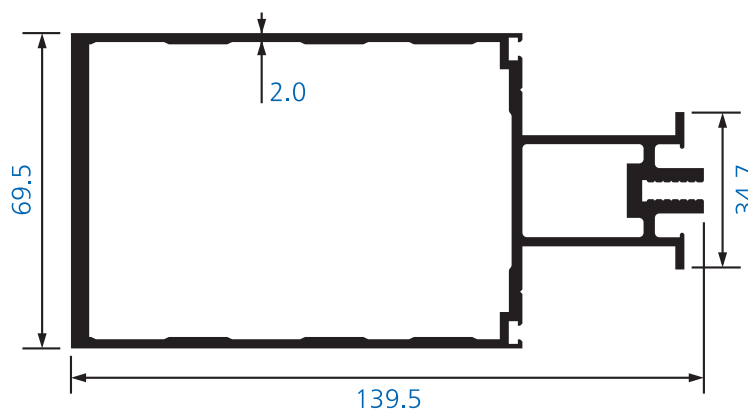
Structural Silicon Glazing - SSG-DG 69.5/139.5

Sl.	Description	Opt.-01
1	Mullion	D-3032
2	Transom	D-3031
3	Add On	D-3036
4	Glass Shutter	D-3035
5	Cleat	D-3033



Structural Silicon Glazing - SSG 69.5/139.5

OPTION-01

<p>D-3033 0.232 KG./M.</p> <p style="text-align: center;">CLEAT</p> 	<p>D-3036 0.429 KG./M.</p> <p style="text-align: center;">ADD ON FOR TRANSOM</p> 
<p>D-3034 1.296 KG./M.</p> <p style="text-align: center;">GLASS SHUTTER</p> 	<p>D-3035 1.104 KG./M.</p> <p style="text-align: center;">GLASS SHUTTER FOR DG</p> 
<p style="text-align: center;">D-3031 2.220 KG./M.</p> <p style="text-align: center;">TRANSOM</p> 	
<p style="text-align: center;">D-3032 3.226 KG./M.</p> <p style="text-align: center;">MULLION</p> 	

ALL DIMENSIONS ARE IN MM



Structural Silicon Glazing - SSG 50/90

Sl.	Description	Opt.-01
1	Mullion	D-4253
2	Transom	D-4252
3	End Mullion	B-511
4	End Transom	B-523



Structural Silicon Glazing - SSG 50/90

OPTION-01

<p>B-523 0.589 KG./M.</p> <p style="text-align: center;">CORNER TRANSOM</p>	<p>D-4252 0.988 KG./M.</p> <p style="text-align: center;">TRANSOM</p>
<p>B-511 0.498 KG./M.</p> <p style="text-align: center;">CORNER MULLION</p>	<p>D-4253 1.312 KG./M.</p> <p style="text-align: center;">MULLION</p>

ALL DIMENSIONS ARE IN MM



Structural Silicon Glazing - SSG 50/93

Sl.	Description	Opt.-01
1	Mullion	D-3242
2	Transom	D-3539
3	End Mullion	B-511
4	End Transom	B-523



Structural Silicon Glazing - SSG 50/93

OPTION-01

<p>B-523 0.589 KG./M.</p> <p style="text-align: center;">CORNER TRANSOM</p>	<p>D-3539 0.970 KG./M.</p> <p style="text-align: center;">TRANSOM</p>
<p>B-511 0.498 KG./M.</p> <p style="text-align: center;">CORNER MULLION</p>	<p>D-3242 1.328 KG./M.</p> <p style="text-align: center;">MULLION</p>

ALL DIMENSIONS ARE IN MM



Structural Silicon Glazing - SSG 58/112

Sl.	Description	Opt.-01
1	Mullion	D-3606
2	Transom	D-3367
3	End Mullion	B-541
4	End Transom	B-535



Structural Silicon Glazing - SSG 58/112

OPTION-01

<p>B-535 0.756 KG./M.</p> <p style="text-align: center;">CORNER TRANSOM</p>	<p>D-3367 1.401 KG./M.</p> <p style="text-align: center;">TRANSOM</p>
<p>B-541 1.235 KG./M.</p> <p style="text-align: center;">CORNER MULLION</p>	<p>D-3606 1.986 KG./M.</p> <p style="text-align: center;">MULLION</p>

ALL DIMENSIONS ARE IN MM